





# Spree<sup>®</sup> ESCAPE



Ultra Lightweight Travel Trailers





**E196S**  
coppertone  
décor

Spree Escape offers your family the ability to renew your lives, recharge your batteries and rediscover your inner compass. It's lightweight and affordable. Comfortable and versatile. Offered with hard sides and expandables, and even a toyhauler. The perfect Escape from reality? You bet!



The featured Escape E196S boasts a roomy 60" x 80" Cotton Cloud deep quilt mattress with under-bed storage and spacious overhead cabinets.



Your kids will love these bunk beds with 4" mats. Great closet and storage under the bottom bunk, too.



E196S offers a private bath, including shower and toilet.

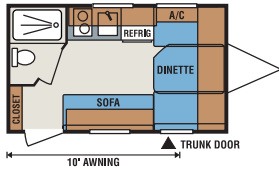


Large kitchen and dining area offers plenty of storage and space to spread out and relax.

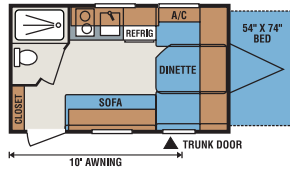


The dinette easily converts into an additional and sizeable 64" x 48" sleeping surface with 5" cushions.

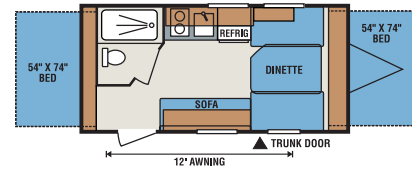
All these lightweight Sprée Escape floorplans to choose from....!



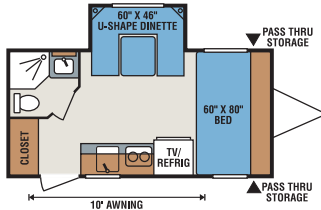
E14RB



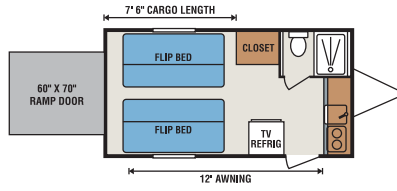
E14RBT



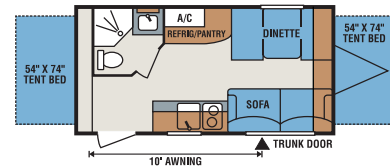
E16RBT



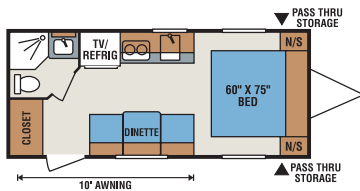
E170S



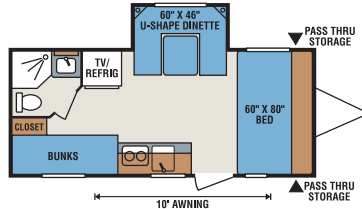
E17FKTH



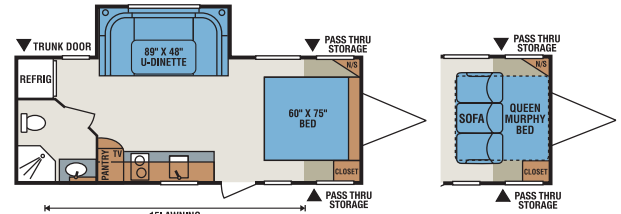
E18RBT



E190

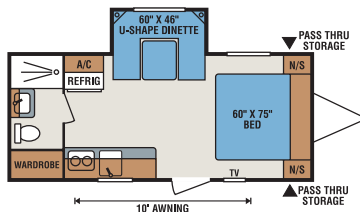


E196S

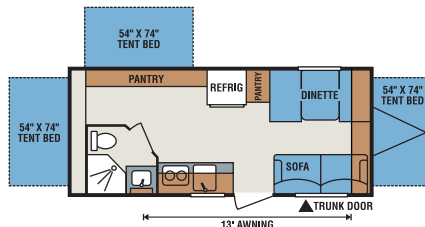


E200RBS

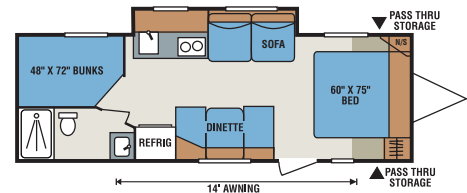
E200RBS  
Murphy Bed Option



E200S



E20RBT



E250S

Travel Trailers	E14RB	E14RBT	E16RBT	E170S	E17FKTH	E18RBT	E190	E196S	E200RBS	E200S	E20RBT	E250S
UVW (Unloaded Vehicle Weight)*	2,202	2,220	2,398	2,735	2,380	2,690	2,860	2,915	3,530	2,960	3,220	3,760
Dry Hitch Weight*	287	380	293	385	390	350	420	340	370	250	420	540
Dry Axle Weight*	1,915	1,840	2,105	2,350	1,990	2,340	2,440	2,575	3,160	2,710	2,800	3,220
NCC (Net Carrying Capacity)	598	580	402	765	1,120	810	640	585	970	540	1,280	740
GVWR	2,800	2,800	2,800	3,500	3,500	3,500	3,500	3,500	4,500	3,500	4,500	4,500
Interior Height	75"	75"	75"	75"	75"	75"	75"	75"	75"	75"	75"	75"
Exterior Height w/o A/C (unless noted)**	104"	104"	104"	109"	104"	104"	104"	109"	116"	109"	116"	116"
Exterior Width	84"	84"	84"	90"	90"	90"	90"	90"	90"	90"	90"	90"
Exterior Length	16'	16'	17' 4"	19' 9 1/2"	17' 4"	19' 1"	22' 1"	22' 1 1/2"	23' 10"	22' 1/2"	21'	27' 3"
Refrigerator (cu. feet)	3	3	3	4	3	4	4	4	6	4	5	5
Water Heater Cap. (gal. G/E w/DSI)	6	6	6	6	6	6	6	6	6	6	6	6
Fresh Water Cap. (gal.)	20	20	20	20	38	20	20	20	20	20	20	20
Waste Water Cap. (gal.)	9	9	9	32	5	24	32	32	31	26	24	24
Gray Water Cap. (gal.)	15	15	15	32	26	32	32	32	31	32	24	31
LP Gas Cap. (lbs.)	20	20	20	20	20	20	20	20	20	20	20	20
Furnace BTUs (1,000s) OPTIONAL	16	16	16	16	16	16	16	16	16	16	16	16
Tire Size	13"	13"	13"	14"	14"	14"	14"	14"	13"	14"	13"	13"
Awning	10'	10'	12'	10'	12'	10'	10'	10'	16'	10'	13'	14'

\*This weight reflects the rolling average unit weight for each model. Your trailer weight will vary according to optional equipment. \*\*This exterior height is with A/C.



E200RBS



## Standards


- 2 Burner Cooktop
- 2 Stabilizer Jacks
- 3 Cubic Foot Gas/Electric Refrigerator (E14RB, E16RBT & E17FKTH Only)
- 4 Cubic Foot Gas/Electric Refrigerator (E170S, E18RBT, E190, E196S & E200S Only)
- 5 Cubic Foot Refrigerator (E20RBT & E250S Only)
- 6 Gallon Gas DSI Water Heater
- 12V Converter w/Charger
- 20# Gas Bottle
- 5" Thick Dinette Seats
- All Aqualon Tents – 5 Year Warranty
- Alum-A-Tough Roofing w/12 Year Limited Warranty
- AM/FM/MP3/iPod Radio
- Awning
- Cable Hook Up

- City Water Fill
- Cotton Cloud Deep Quilt Mattress
- Decorative Wall Border
- Designer Headboard
- Diamond Plate Rock Guard
- LED Interior Lighting
- Microwave
- Monitor Panel
- Norco/Bal Frame (E-Coated) & A-Frame (Epoxy Painted)
- Overhead Cabinets
- Patio Light
- R-7 Insulation
- Radial Tires
- Rear Bumper w/Sewer Hose Storage
- Reversible Quilted Comforter
- Self-Adjust Electric Brakes
- Shower & Toilet

- Spare Tire & Carrier
- Tinted Windows
- Titanium Gray Front & Rear Fiberglass
- TV Antenna

## Options

- 2 Additional Stabilizer Jacks
- 6 Cubic Foot Refrigerator (E20RBT, E200S & E250S Only)
- 8,000 BTU Air Conditioner
- 13,500 BTU Air Conditioner (E250S Only)
- 16,000 BTU Furnace
- Aluminum Wheels (2 or 4)
- Front Windows (N/A on E16RBT, E17FKTH, E18RBT & E20RBT)
- Multi-Directional Lighted Power Awning
- Surge Brakes



**RVA**

985 N 900 W • Shipshewana, IN 46565  
E-mail [kz@kz-rv.com](mailto:kz@kz-rv.com) • [www.kz-rv.com](http://www.kz-rv.com)

Dealer:

*Due to continual research and advances, manufacturer reserves the right to change specifications, design, price and equipment without notice, and assumes no responsibility for any error in this literature. Some items shown are not included as standard or optional equipment. ©2015KZ | 11/16/15 | 30M*