

Sportsmen classic by KZ

ULTRA LIGHTWEIGHT TRAVEL TRAILERS





18RBT

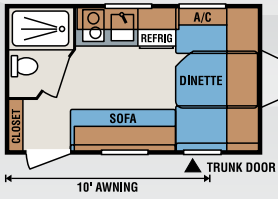


Sportsmen Classic provides all the amenities of home in a lightweight, easy to tow package. Classic is versatile and offers your family comfortable, flexible floorplans in a variety of configurations, including expandables, hardsides and even toy haulers.

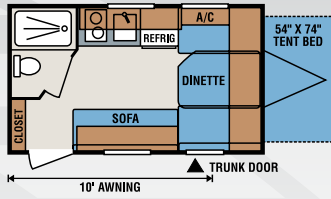


Some Classics are available with expandable foldout bunkends, which offer the ambience of tent camping with the security of solid walls and locking doors. Expandables provide additional living and sleeping space without adding towing length and weight. Sportsmen Classic uses 4-inch-thick bunkend cushions, and Aqualon tent fabric throughout that comes with a 5-year warranty.

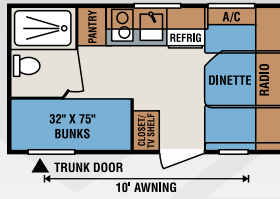
Bath areas are bright and airy, with plenty of room and storage. All offer a shower and toilet (18RBT three-piece bath shown).



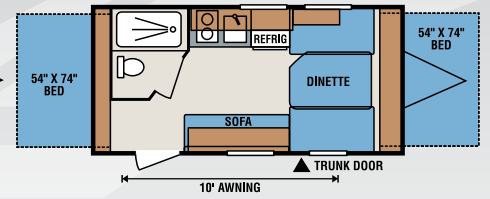
14RB



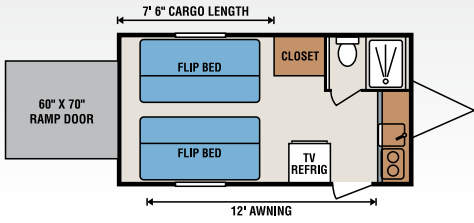
14RBT



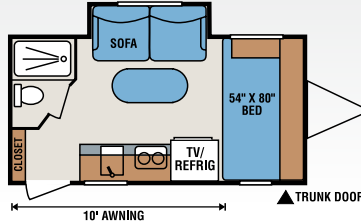
16BH



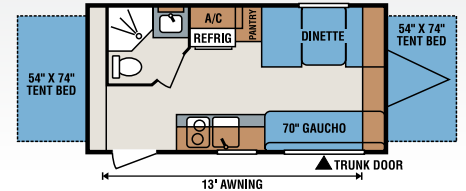
16RBT



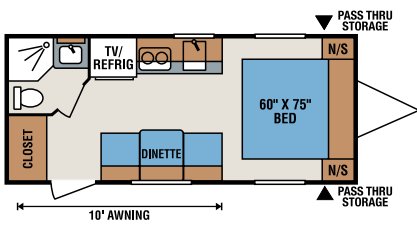
17FKTH



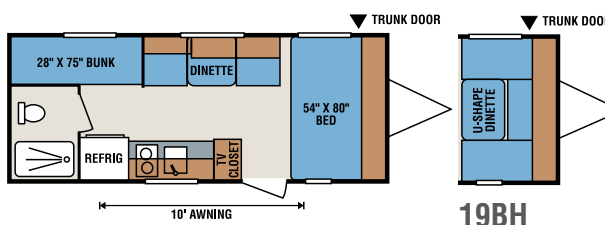
17RBS



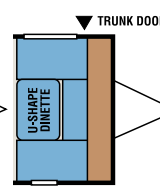
18RBT



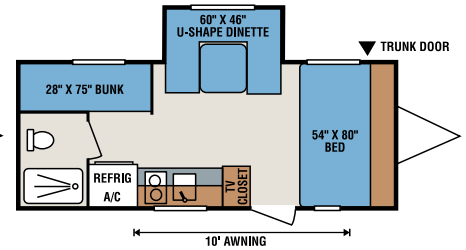
190



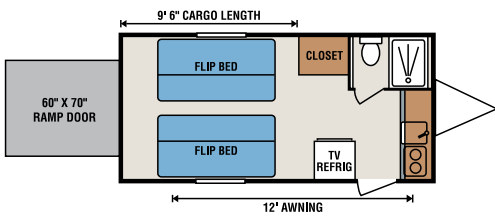
19BH



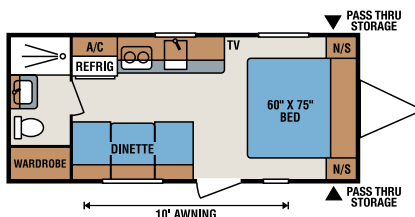
19BH
U-Shape
Dinette Option



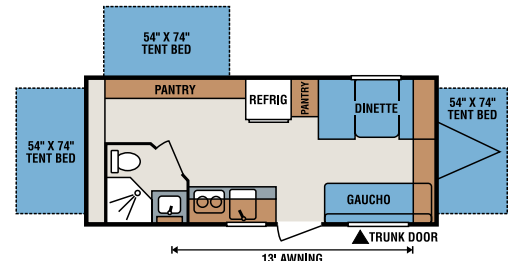
19BHS



19FKTH



200



20RBT

Travel Trailers	14RB	14RBT	16BH	16RBT	17FKTH	17RBS	18RBT	190	19BH	19BHS	19FKTH	200	20RBT
UVW (Unloaded Vehicle Weight)*	2,126	2,170	2,263	2,383	2,400	2,530	2,696	2,740	2,623	2,840	2,530	2,713	3,116
Dry Hitch Weight*	323	400	343	343	350	420	336	376	346	370	400	336	426
Dry Axle Weight*	1,803	1,770	1,920	2,040	2,050	2,110	2,360	2,364	2,277	2,470	2,130	2,377	2,690
NCC (Net Carrying Capacity)	674	630	537	417	1,100	970	804	760	877	660	1,470	787	1,384
GVWR	2,800	2,800	2,800	2,800	3,500	3,500	3,500	3,500	3,500	3,500	4,000	3,500	4,500
Interior Height	75"	75"	75"	75"	75"	75"	75"	75"	75"	75"	75"	75"	75"
Exterior Height w/o A/C (unless noted)**	104"	104"	104"	104"	104"	109"	104"	104"	104"	109"	104"	104"	116**
Exterior Width	84"	84"	84"	84"	90"	84"	90"	90"	84"	84"	90"	90"	90"
Exterior Length	15' 10"	15' 10"	17' 2"	17' 2"	17' 4"	17' 11"	18' 10"	22' 1"	20' 6"	20' 6"	19' 4"	22'	21'
Refrigerator (cu. feet)	3	3	3	3	3	4.6	4.6	4.6	4.6	4.6	3	4.6	5
Water Heater Cap. (gal. G/E w/DSI) <i>OPTIONAL</i>	6	6	6	6	6	6	6	6	6	6	6	6	6
Fresh Water Cap. (gal.)	20	20	20	20	38	20	20	20	20	20	38	20	20
Waste Water Cap. (gal.)	9	9	9	9	5	9	24	32	9	9	5	26	24
Gray Water Cap. (gal.)	15	15	15	15	26	15	32	32	15	15	26	32	32
LP Gas Cap. (lbs.) <i>OPTIONAL</i>	20	20	20	20	20	20	20	20	20	20	20	20	20
Furnace BTUs (1,000s) <i>OPTIONAL</i>	16	16	16	16	16	16	16	16	16	16	16	16	16
Tire Size	13"	13"	13"	13"	14"	14"	14"	14"	14"	14"	15"	14"	13"
Awning <i>OPTIONAL</i>	10'	10'	10'	10'	12'	10'	13'	10'	10'	10'	12'	10'	13'

*This weight reflects the rolling average unit weight for each model. Your trailer weight will vary according to optional equipment. **This exterior height is *with A/C*.



Sportsmen Classic boast a wide array of standard features, including LED lighting, 5-inch-thick dinette cushions, mini blinds, easy-clean linoleum throughout, plenty of counter space and large overhead cabinets.

19BHS

Standards

- 1 LP Tank
- 2 Burner Gas Hot Plate
- 2 Stabilizer Jacks
- 6 Gallon Gas DSI Water Heater
- 12 Volt Converter w/Charger
- 13"/14" Tires
- 5" Thick Dinette Seats
- Alum-A-Tough Roofing w/12 Year Limited Warranty
- Awning w/Hardware
- Cable Hook Up
- City Water Fill
- Diamond Plate on Front
- Full Aqualon Tents w/5 Year Warranty
- Gas/Electric Refrigerator
- LED Interior Lights
- Microwave
- Norco/Bal Frame (E-Coated) & A-Frame (Epoxy Painted)
- Overhead Cabinets
- R-7 Insulation
- Radial Tires
- Rear Bumper w/Sewer Hose Storage
- Self-Adjust Electric Brakes
- Shower & Toilet
- Single Bowl Sink
- Spare Tire
- Tank Monitor Panel
- Tinted Windows
- TV Antenna

Options

- 2 Additional Stabilizer Jacks
- 6 Cubic Foot Refrigerator (Floorplan Specific)
- 8,000 BTU Air Conditioner
- 13,500 BTU Air Conditioner (Roof Air)
- 16,000 BTU Furnace
- AM/FM/MP3/iPod Radio
- Front Window (N/A on Tent Models & 17FKTH)
- Power Lighted Awning
- Surge Brakes
- U-Dinette IPO Front Bed



Kitchens are smartly designed for efficient workflow, and include microwave, gas/electric refrigerator and 2-burner stovetop. Ample storage opportunities abound.



Dining areas are bright and cheerful, with large windows providing additional lighting, and many floorplans offer convertible dinette sleeping areas.

Dealer:

RVIA



985 N 900 W • Shipshewana, IN 46565
E-mail kz@kz-rv.com • www.kz-rv.com

Due to continual research and advances, manufacturer reserves the right to change specifications, design, price and equipment without notice, and assumes no responsibility for any error in this literature. Some items shown are not included as standard or optional equipment. ©2015KZ | 1/27/15 | 30M