



STONERIDGE



Shown in Mineral Décor
with Antique Cream and
Legacy Cherry Wood Color



36RK

Enjoy residential-style comforts including the hide-a-bed sofa, plush rocker recliners, huge 42" LCD TV and the special charm only a fireplace can provide. The 36RK model is designed with a "tri-level" living area that features a raised kitchen area. Featuring "Basement Plus" storage under the kitchen, you will have plenty of space underneath that includes a roll out tray and large cargo doors for easy access.





Shown in Mineral Décor with Legacy Cherry Wood Color

36RL

With expansive countertop space and plenty of storage, this floorplan is sure to please the chef in every family. This floorplan also features a great view outside with huge windows, a beautiful fireplace, and a 42" LCD TV.



34IK

Yet another elegant kitchen featuring a convenient island, raised panel cabinetry, and a wine rack. One look inside and you will discover why the StoneRidge delivers and sophisticated features and true value you have been looking for.



Shown in Athens Décor with Antique Cream and Legacy Cherry Wood Color

38SR

With a kitchen island that is perfect for entertaining, the 38SR features a "wide open" feel that will appeal to your sense of space. As with all StoneRidge models, it features fluorescent lighting, Corian® countertops, a 30" residential vented microwave hood, and a stainless steel sink with pull out faucet.



Shown in Quartz Décor with Legacy Cherry Wood Color and Optional 12 Cu. Ft. Refrigerator



Athens Décor



Mineral Décor



Quartz Décor

Standards

- Gel Coat Fiberglass
- Automotive Design Front Cap with Hitch Area LED Lighting
- Fiberglass Rear Cap (N/A 36RK & 37RB)
- Black Tank Flush
- Central Control Center
- Heated and Enclosed Underbelly
- True 6 Sided Aluminum Frame
- Bus Style Slam Latch Compartment Doors
- 12 Gal Gas/Electric DSI Water Heater
- Power Jacks
- 16" Radial Tires with Aluminum Wheels
- Equa-Flex Suspension
- Never Adjust Brakes
- Power Awning
- Ladder
- 2 Security Lights
- Assist Grab Handle
- 30# Gas Bottles
- 50 Amp Service with Quick Connect Power Cord
- 30" Entry Door
- In Floor Basement Storage
- Independent Electric Slide Rooms
- Spare Tire and Hoist
- 100 Gal Fresh Water Tank

- 57 Gal Black Tank
- 57 Gal Grey Tank (37RB 114 Gallon)
- Fireplace
- Residential Rocker Recliner(s)
- Residential Hide-A-Bed Sofa
- Premium Bedding Package
- 80" Memory Foam Mattress
- Gas Struts on Bed Base
- AM/FM/CD/DVD Player with Surround Sound
- 42" LCD TV
- Built-In Shoe Rack in Master Closet
- Corian® Countertop with Accent Insert
- Recessed Sink with Corian® Countertop
- High Rise Faucet with Pullout Sprayer
- 8 Cu. Ft. Refrigerator with Wood Insert
- 30" Microwave
- 22" Oven
- Table and Chairs with 2 Leaves
- Roller Ball Bearing Drawer Guides
- 15,000 A/C
- Wire for A/C in Bedroom
- Porcelain Toilet
- Faux Marble Shower Surround
- Plumb for Washer and Dryer
- Vessel Sink with High Rise Faucet

Options

- Central Vacuum
- Rear Power Stabilizer Jacks
- Slide Out Toppers
- Dual Pane Windows
- Generator Preparation with Surge Protector
- Side X Side 12 Cu. Refrigerator (N/A 37RB and 35RE)
- King Bed (N/A 37RB)
- Shur-Flo Fan (Living Room, Kitchen or Bedroom)
- Island with Overhead Pendant Light (38SR Only)
- Lighted Threshold and Keyless Entry Door
- 2 wood choices: Legacy Cherry with Antique Crème or Legacy Cherry
- 26" TV in Bedroom
- Air Ride Hitch
- Goodyear Tires (5)
- 2nd A/C in Bedroom
- Partial Paint Package
- Full Body Paint Package
- Power Package (Includes: Power Cord Reel and 4 Point Leveling)
- Remote for Leveling (Available only with Power Package)
- Back-Up Camera



Optional Full Body Paint Package



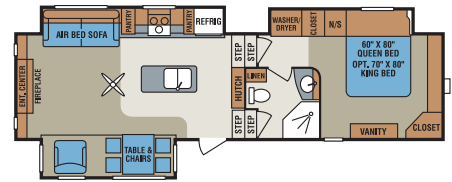
	34IK	35RE	36RK	36RL	37RB	38CF	38SR
UVW (Unloaded Vehicle Wt.)*	10,520	11,079	12,160	11,390	12,256	11,784	11,671
Dry Hitch Weight*	2,247	1,926	1,640	2,020	1,924	2,326	2,156
Dry Axle Weight*	8,273	9,153	10,520	9,370	10,332	9,458	9,515
NCC (Net Carrying Capacity)	3,480	2,921	1,840	2,610	1,744	2,216	2,329
GVWR	14,000	14,000	14,000	14,000	14,000	14,000	14,000
Interior Height	76"	76"	76"	76"	76"	76"	76"
Exterior Height	151"	153"	153"	153"	153"	153"	153"
Exterior Width	101"	101"	101"	101"	101"	101"	101"
Exterior Length	35' 4"	37' 7"	38' 8"	37' 11"	40' 8"	40' 6"	39' 9"
Refrigerator (cu. feet)	8	8	8	8	8	8	8
Water Htr. Cap. (gal. G/E w/DSI)	12	12	12	12	12	12	12
Fresh Water Cap. (gal.)	100	100	100	100	100	100	100
Waste Water Cap. (gal.)	57	57	57	57	57	57	57
Gray Water Cap. (gal.)	57	57	114	57	114	57	57
LP Gas Cap. (lbs.)	60	60	60	60	60	60	60
Furnace BTUs (1,000s)	35	35	35	35	35	35	35
Tire Size	16"	16"	16"	16"	16"	16"	16"
Awning	17'	17'	17'	18'	18'	17'	16'

*This weight reflects the average unit weight for a 5 month period for each model. Your trailer weight will vary according to optional equipment.

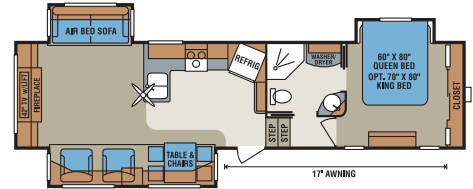
ASK ABOUT OUR 2-YEAR WARRANTY!

Dealer:

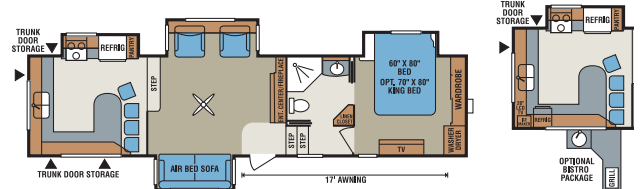
34IK



35RE

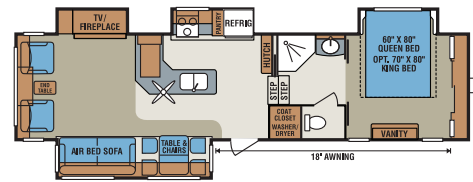


36RK

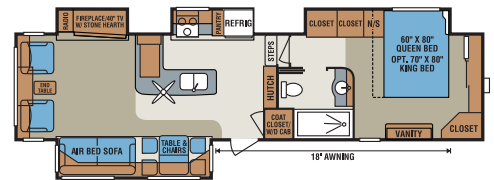


Optional Bistro Package

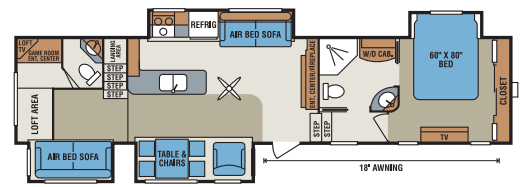
36RL



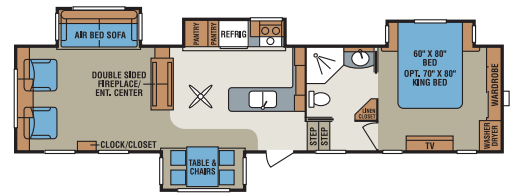
36RLB



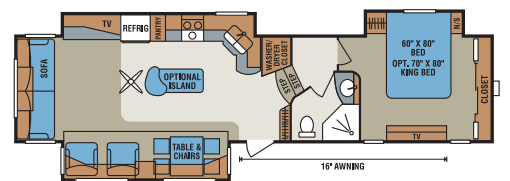
37RB



38CF



38SR



For more product details and in-depth information, visit us on the web at www.kz-rv.com

