



ESCALADE

Premium Fifth Wheels and Toy Hauler



37RE
Shown in Onyx Décor

The rich woodtones and distinctive styling exhibit a touch of rustic charm you're going to love. Spacious and well designed, this model features the comforts of residential-style living and invites extended travel. Consider this elegant coach an excellent value and a "must see!"



Exterior Shown with Full Body Paint Package





Distinctive, elegant and refined describe this luxurious bedroom. A plush headboard, coordinated bedspread and fitted sheets round out this space.

37RE
Shown in Sorrel Décor



Walk-through bath, complete with full-sized, adjustable height shower head, features a vanity with LED lighting and generous mirrored storage. Pocket doors to both the bedroom and living space provide privacy.



ESCALADE SPORTSTER

Introducing the *all new* Escalade Sportster Toy Hauler.



41IKS
Shown in Onyx Décor



Optional power lift bunks are available in the no-nonsense, built-for-business garage bay. Tough, easy clean flooring with tie down rails make transporting your toys easy.

Check it out, this is one elegant toy hauler! The rugged look of distressed, vintage Alder cabinetry, Corian® countertops, and residential style stainless steel sink with pullout faucet are just some of the outstanding features. Upper level sleep loft provides additional sleep space.

Standard Features

- 6 Sided Aluminum Frame
- 18" Drop Bi-Level Frame (N/A on 41IKS)
- Equa-Flex Suspension with Greasable Wear Points
- Power Cord Reel (N/A on 41IKS)
- Oversized Heavy Duty Brakes (3.375 x 12.25)
- 7,000# Never Lube Axles
- 4 Point Remote Leveling (N/A on 41IKS)
- Distressed, Vintage Alder Raised Panel Cabinetry
- 40,000 BTU Furnace
- 15,000 BTU A/C
- Central Vac
- Corian® Countertops
- Auto Sync Stereo
- Solid Surface Countertops in Bathroom
- Frameless Bonded Windows
- Porcelain Toilet with Sprayer
- Power Awning with Aluma Guard
- Premium Residential Furniture Package
- Memory Foam Hide-A-Bed
- Premium Memory Foam Coil Spring Mattress
- Residential Cooktop
- Premium High Rise Faucet with Pullout Sprayer and Filtered Water Dispenser
- 40# Gas Bottles with Slideout Storage Tray
- Telescopic Sewer Hose
- Lighted Threshold and Keyless Entry
- Partial Paint Package
- Automotive Inspired Front and Rear Cap (Rear Cap N/A on 41IKS)
- Slam Latch Trunk Doors
- 1 Piece Radius Shower Stall
- Hidden Hinges
- Fireplace (N/A on 41IKS)
- Digital Thermostat
- 4 Door Refrigerator with Ice Maker
- 12 Gallon Water Heater
- Plumb for Washer/Dryer
- Ceiling Fan
- Samsung® Surround Sound System
- 40" Samsung® LCD TV

Sportster Features

- 12" Drop Bi-Level Frame
- 2nd Entry Door
- Fuel Cell and Pump Station
- Diamond Plate 12" Up
- Ramp Extension
- Threshold Ramp
- Pull Down Screen Wall
- 3 Tie Down Rails

Exterior Options

- Air Ride Hitch
- Automatic Satellite
- Basement Entertainment Center
- Dual Pane Windows - Frameless
- Eclipse® Power Awning with Wind Sensor
- Full Body Paint Package
- Generator Preparation (Includes Surge Protection)
- Onan 5.5 Generator
- Roll Out Tray
- Eclipse® Slide Out Covers

Sportster Options

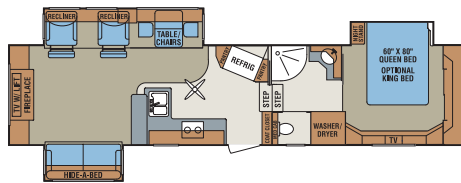
- Power Bed
- 2nd Power Awning (Rear Side Door)
- Rear Cargo Entertainment System
- Basement Storage Entertainment System

Interior Options

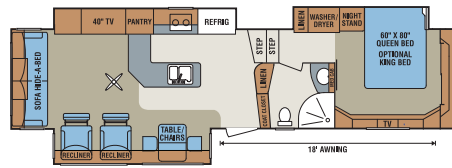
- 2nd 13.5 A/C in Bedroom
- 2nd 15,000 A/C with Heat Pump in Bedroom
- 26" TV in Bedroom
- Heat Pump
- King Size Bed
- KitchenAid® Dishwasher (Drawer Type)
- Washer/Dryer (Stack or Combo)



ESCALADE

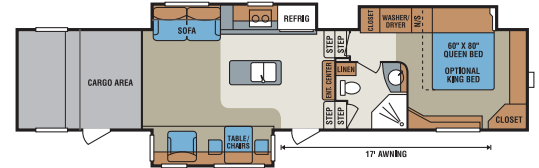


37RE



37RS

ESCALADE SPORTSTER



41IKS

SPECIFICATIONS	37RE	37RS	41IKS
UVW (Unloaded Vehicle Weight)*	13,095	13,018	14,298
Dry Hitch Weight*	2,397	2,300	3,423
Dry Axle Weight*	10,698	10,718	10,875
NCC (Net Carrying Capacity)	1,905	1,982	4,703
GVWR	15,000	15,000	19,000
Interior Height	76.25"	76.25"	76.5"
Exterior Height	12' 10"	12' 10"	13' 1"
Exterior Width	102"	102"	101"
Exterior Length	39' 4"	39' 4"	41' 11"
Refrigerator (cu. feet)	12	12	12
Water Heater Cap. (gal. G/E w/DSI)	12	12	12
Fresh Water Cap. (gal.)	100	100	100
Waste Water Cap. (gal.)	57	57	57
Gray Water Cap. (gal.)	57	57	57
LP Gas Cap. (lbs.)	80	80	80
Furnace BTU's (1,000's)	40	40	40
Tire Size ("G" Rated)	16"	16"	16"
Awning	20'	18'	17'

*This weight reflects the average unit weight for a 5 month period for each model. Your trailer weight will vary according to optional equipment.

Onyx Décor



Sorrel Décor



ASK ABOUT OUR 2-YEAR WARRANTY!

Dealer:

For more product details and in-depth information, visit us on the web at www.kz-rv.com