



RECREATIONAL
VEHICLES

VENOM

LUXURY TOY HAULERS



V3912TK | Mink décor

KEY FEATURES:

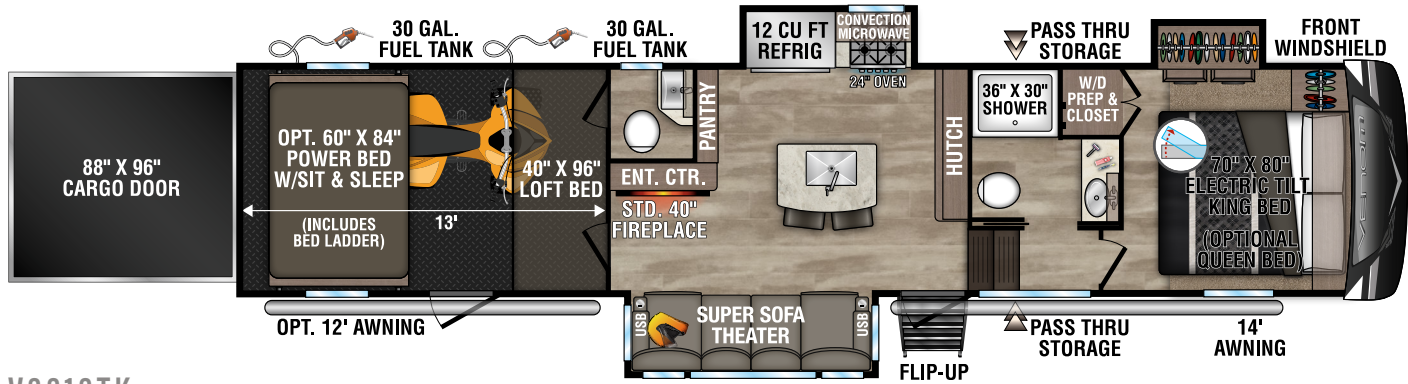
- 6-point hydraulic auto-leveling
- 6-sided aluminum frame
- 101" wide-body construction
- Zero G ramp door
- (2) 15K ducted heat pump A/Cs
- Generator prep with dedicated (2) 30 gallon fuel tanks and pump station



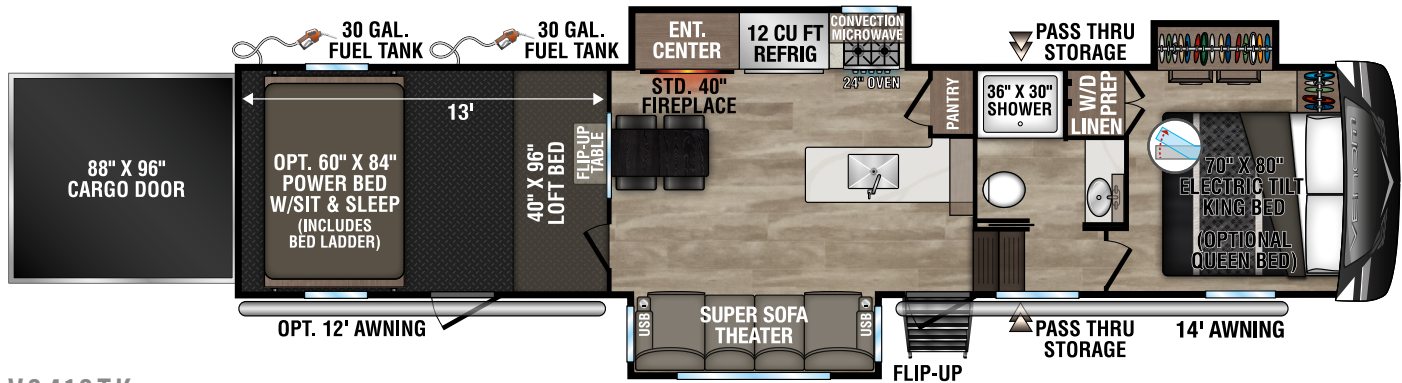
The KZ **TRUE 2 WARRANTY** is a 2-year hitch-to-bumper limited warranty that's true to its name. The gold standard in RV protection, True 2 provides double the coverage of the industry norm. Plus, our warranty is backed by the craftsmanship and quality we're known for, so you can Go. Camp. Live. Wherever your adventure takes you, know that you're covered in your KZ.



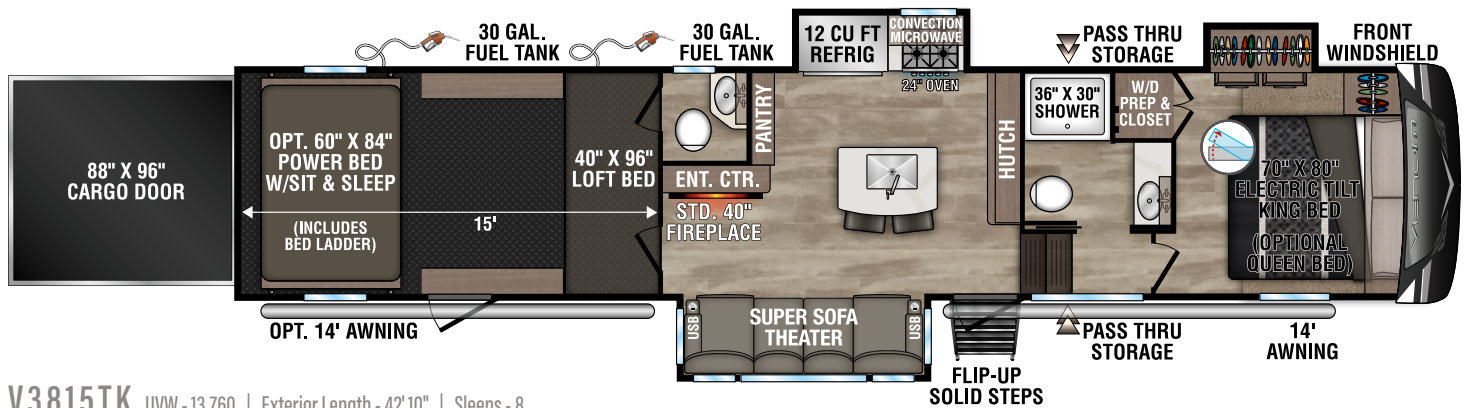
2024 VENOM TOY HAULERS



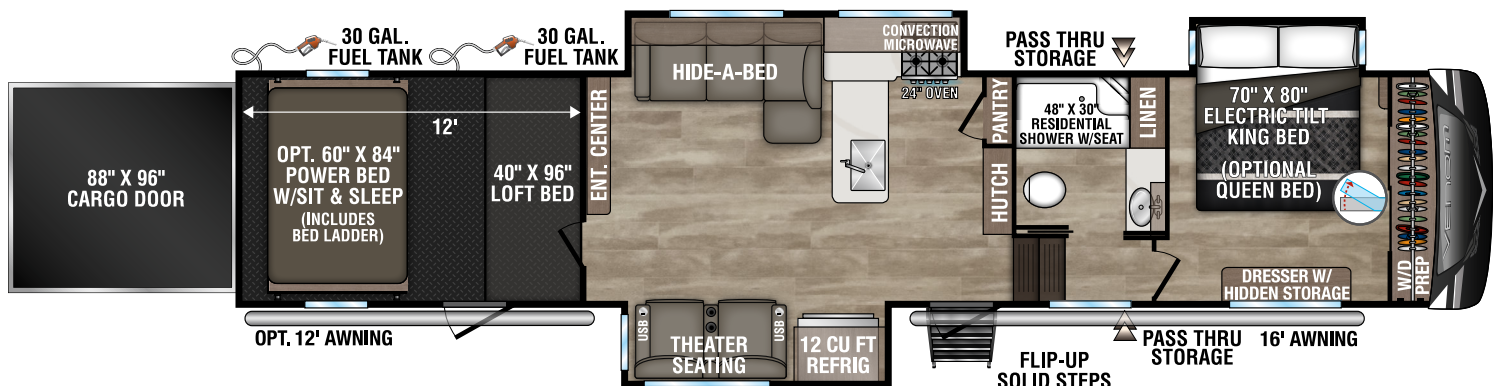
V3313TK UVW - 12,860 | Exterior Length - 40' 10" | Sleeps - 8



V3413TK UVW - 12,540 | Exterior Length - 40' 11" | Sleeps - 8



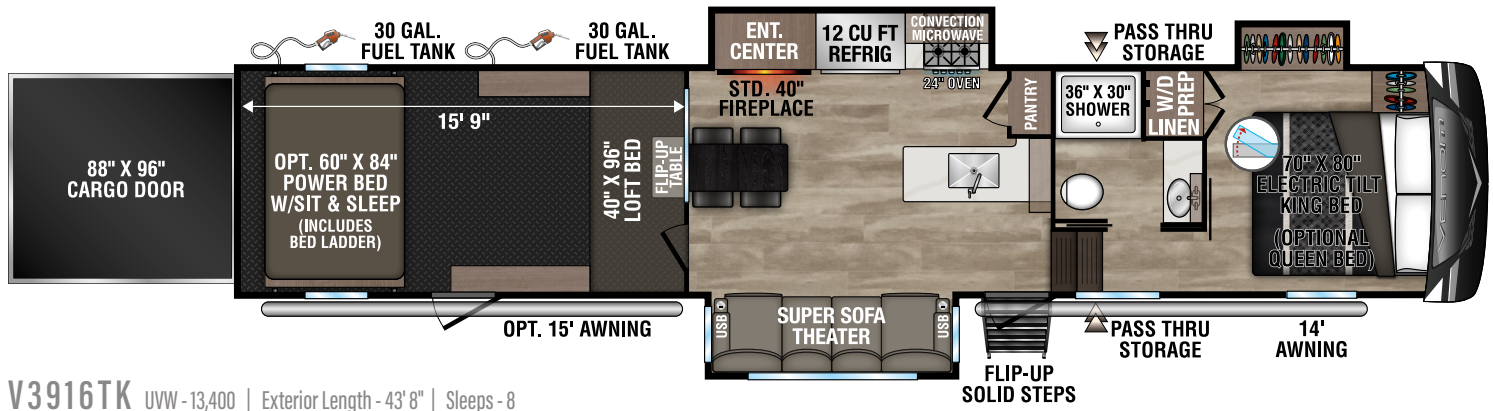
V3815TK UVW - 13,760 | Exterior Length - 42' 10" | Sleeps - 8



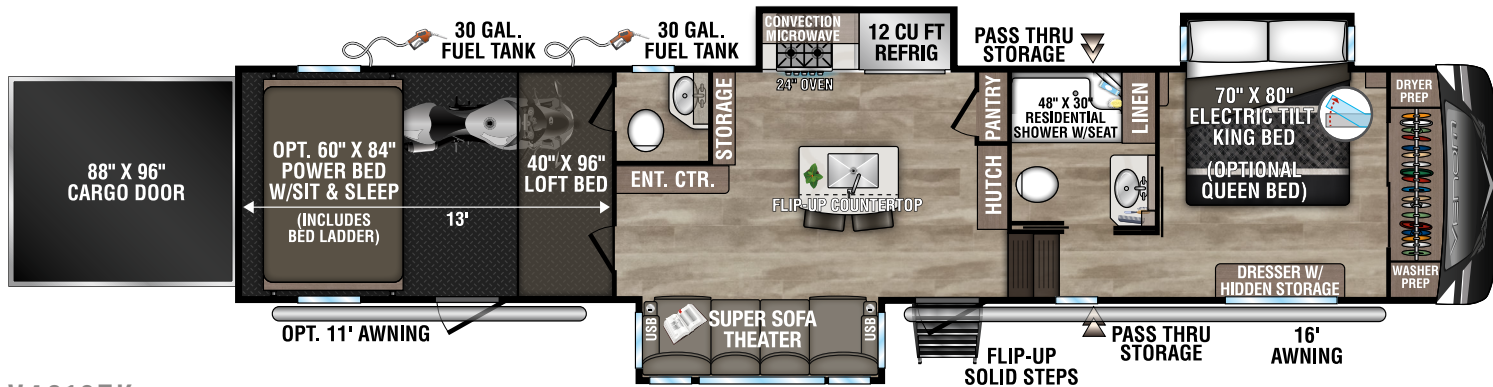
V3912TK UVW - 14,620 | Exterior Length - 43' 8" | Sleeps - 8

2024 VENOM TOY HAULERS

4013TK | Barista décor



V3916TK UVW - 13,400 | Exterior Length - 43' 8" | Sleeps - 8



V4013TK UVW - 15,110 | Exterior Length - 43' 6" | Sleeps - 8

2024 DÉCOR



Venom Fifth Wheel Toy Haulers	V3313TK	V3413TK	V3815TK	V3912TK	V3916TK	V4013TK
UVW (Unloaded Vehicle Weight)*	12,860	12,540	13,760	14,620	13,400	15,110
Dry Hitch Weight*	2,230	2,310	2,620	3,170	2,840	3,340
Dry Axle Weight*	10,630	10,230	11,140	11,450	10,560	11,770
CCC (Cargo Carrying Capacity)	3,140	3,460	5,240	4,380	5,600	3,890
GVWR	16,000	16,000	19,000	19,000	19,000	19,000
Interior Height	102"	102"	102"	102"	102"	102"
Exterior Height w/ A/C	13' 4"	13' 4"	13' 4"	13' 4"	13' 4"	13' 4"
Exterior Width	101"	101"	101"	101"	101"	101"
Exterior Length**	40' 10"	40' 11"	42' 10"	43' 8"	43' 8"	43' 6"
Refrigerator (cu. feet)	12	12	12	12	12	12
Water Heater Cap. (on-demand tankless)	***	***	***	***	***	***
Fresh Water Cap. (gal.)	100	100	100	100	100	100
Waste Water Cap. (gal.)	90	50	90	50	50	50
Gray Water Cap. (gal.)	50	50	50	90	90	90
1/2 Bath Cap. (gal.)	40	N/A	40	N/A	N/A	40
LP Gas Cap. (lbs.)	60	60	60	60	60	60
Furnace BTUs (1,000s)	35	35	35	35	35	35
Tire Size	17.5"	17.5"	17.5"	17.5"	17.5"	17.5"
Awning	14'	14'	14'	16'	14'	16'
Optional 2nd Awning	12'	12'	14'	12'	15'	11'

*This weight reflects the rolling average unit weight for each model. Your trailer weight will vary according to optional equipment.

**Exterior length is measured from rear of bumper to center of coupler.

***Infinite supply.

VENOM STANDARDS

CONSTRUCTION FEATURES

- 101" Wide-Body Construction
- 6-Sided Aluminum Frame (including welded aluminum fore & aft floor joists, sidewall framing, & roof trusses)
- Extra Reinforced Heavy-Duty Front Fiberglass Cap
- Radius Aerodynamic Front Cap
- 2" x 3" Fully-Welded Aluminum Floor Framing
- 2" x 2" Fully-Welded Aluminum Sidewall Framing
- 5" Welded Aluminum Roof Trusses
- Lippert® Hydraulic Slide System
- 12" Powder-Coated Steel I-Beam w/Drop Frame (160 SQ FT pass-thru storage)
- Lamilux 4,000® High Gloss Fiberglass Sidewalls
- All Weather Insulation Package to R-38* (roof, floor, garage floor end caps, holding tanks)
- Double Insulated & Heated Holding Tanks (R-38* above & below tanks)
- Additional Outside Frame-to-Wall Floor Insulation
- R-13* 2" Sidewalls (w/EGS metal backing strips)
- Pex® In-Floor Heated Waterlines & Kitchen Gray Pipes (all waterlines & drains located above all insulation)
- Fully-Enclosed & Heated Underbelly w/Direct-Heated Holding Tanks
- 1-Piece ABS Slideroom Bottoms
- 1-Piece, Seamless, Walk-on, Tufflex Roofing Material w/Lifetime Warranty
- 45-Degree Radius Aluminum Roof Edge
- Fully-Vented Attic System
- 3/8" Fully Walk-On Roof Decking
- 5/8" Tongue & Groove Screwed & Glued Plywood Floor Decking

EXTERIOR FEATURES

- 7,000 LB Dexter® Axles w/Self Adjusting Brakes & Height Adjusting Hangers
- 4,000 LB Dexter® Springs
- 8-Lug Heavy-Duty Aluminum Rims w/17.5" H-Range Radial Tires
- 100% Exterior LED Running & Taillights
- Propane Bottles (2 x 30 LBS) on Same Side for Easy Access
- Sealed Battery Storage Compartment (no battery boxes required)
- Triple Front Slam-Latch Baggage Doors
- Side Slam-Latch Baggage Doors w/Dual Locks
- Fully Painted Front Cap w/LED Accent Lights
- Frameless Windows
- 3" x 14" In-Floor Straight Line Heating System
- Ramp Door w/LED Lighting
- LED Docking & Sewer Hookup Lights
- Sewer Hose Storage Tube
- Under-Frame Spare Tire w/Hoist
- Roof Ladder
- Heated Water Convenience Center (includes black tank flush, power fresh tank water fill, winterizing system, outside shower, & dry-camping water siphon)
- Fully-Finished Heated & Sealed Basement Storage Compartment
- Camp Table & Patio Chairs Storage Compartment
- Heated & Enclosed Dump Valves
- Satellite Pre-Wire in Convenience Center & Roof
- LP Quick Connect

KITCHEN/LIVING ROOM FEATURES

- Power Vent Kitchen Fan w/Wall Controls
- XL Residential Size Pullout Trash Can (where applicable)
- Removable Silverware Tray
- Under-Sink Storage Shelf
- OH Cabinets incl. Shelf & Extra-Tall Slide Lips
- Hidden Cabinet Door Hinges
- 5" Black Cabinet Hardware
- Baltic Birch Drawer Boxes
- Heavy-Duty 100 LB Drawer Glides
- LED Kitchen Cabinet Toe-Kicks (where applicable)
- Kitchen Window (most models)
- Ceiling Crown Molding
- 100% LED Ceiling & Cabinet Lights w/Multiple On/Off Switches
- Extra-Large Light Switches
- Removable Pedestal Tables in Front of Seating (based on model)

BEDROOM FEATURES

- XL Deep Closet w/Shoe Storage Rack (V3912TK, V4013TK)
- Dual Washer/Dryer Prep (stacked or combo)
- XL Under-Bed Storage
- Luxurious Bedspread & Pillow Shams
- Flat Panel TV on Swing Arm

BATHROOM FEATURES

- Residential 1-Piece Fiberglass Shower Stall w/Glass Doors & Built-in Seat
- Shower Skylight
- XL Solid Surface Bath Vanity w/Stainless Steel Sink
- Porcelain Foot-Flush Toilet
- XL Linen Cabinet
- XL Deep Closet w/Shoe Storage Rack (V3912TK, V4013TK)
- Extra-Wide Hallway & Pocket Door
- Power Vent w/Wall Switch
- Towel Bar & Towel Ring

GARAGE FEATURES

- E-Track Tie-Down System
- Built-in Dovetail
- Garage Entry Door
- Zero Gravity Ramp Door w/Easy-Lift Assist

*Calculated R-Value

NOTE: Options and Packages can be found on the website

Dealer:



Portions of this brochure were used with the expressed authority of Dexter Axle, but Dexter Axle is not responsible for the accuracy of the information contained herein.



VENOM



985 N 900 W SHIPSEWANA, IN 46565

E: KZ@KZ-RV.COM

WWW.KZ-RV.COM

Due to continual research and advances, manufacturer reserves the right to change specifications, design, price, and equipment without notice, and assumes no responsibility for any error in this literature. Some items shown are not included as standard or optional equipment.

©2023KZ | 11/03/23 | web