



# VENOM

LUXURY TOY HAULERS



### VENOM V-SERIES KEY FEATURES:

- Two 15K ducted A/Cs
- Zero G ramp door
- Smart TV
- Electric-tilt bed with Serta Comfort Foam king mattress w/ front windshield
- 6 Point auto-electric leveling

### VENOM KEY FEATURES:

- 6 Point hydraulic auto-leveling
- 6-Sided aluminum frame
- Zero G ramp door
- Three 15K ducted A/Cs
- Generator prep with dedicated 30 Gallon fuel tank + 40 Gallon fuel and pump station

The KZ **TRUE 2 WARRANTY** is a 2-year hitch-to-bumper limited warranty that's true to its name. The gold standard in RV protection, True 2 provides double the coverage of the industry norm. Plus, our warranty is backed by the craftsmanship and quality we're known for, so you can Go. Camp. Live. Wherever your adventure takes you, know that you're covered in your KZ.

2022  
DÉCOR

BARISTA



COBBLESTONE



# 2022 VENOM V-SERIES TOY HAULERS

V3916TK | Barista décor



Starting with standard features like auto-leveling, generator prep, and residential kitchen, Venom will check off everything on your must-have list. Venom V-Series is your gateway to adventure!

## Venom V-Series Fifth Wheel Toy Haulers

	V3313TK	V3413TK	V3815TK	V3916TK
UVW (Unloaded Vehicle Weight)*	12,820	12,630	13,510	13,400
Dry Hitch Weight*	2,010	2,310	2,480	2,840
Dry Axle Weight*	10,810	10,320	11,030	10,560
CCC (Cargo Carrying Capacity)	3,180	3,370	4,490	4,600
GVWR	16,000	16,000	18,000	18,000
Interior Height	102"	102"	102"	102"
Exterior Height w/ A/C	13' 4"	13' 4"	13' 4"	13' 4"
Exterior Width	101"	101"	101"	101"
Exterior Length**	40' 10"	40' 11"	42' 10"	43' 8"
Refrigerator (cu. feet)	12	12	12	12
Water Heater Cap. (on-demand tankless)	***	***	***	***
Fresh Water Cap. (gal.)	100	100	100	100
Waste Water Cap. (gal.)	50	50	50	50
Gray Water Cap. (gal.)	50	50	50	90
1/2 Bath Cap. (gal.)	40	N/A	40	N/A
LP Gas Cap. (lbs.)	60	60	60	60
Furnace BTUs (1,000s)	35	35	35	35
Tire Size	16"	16"	16"	16"
Awning	14'	14'	14'	14'
Optional 2nd Awning	12'	12'	14'	15'

\*This weight reflects the rolling average unit weight for each model. Your trailer weight will vary according to optional equipment.

\*\*Exterior length is measured from rear of bumper to center of coupler.

\*\*\*Infinite supply.

# 2022 VENOM TOY HAULERS

4013TK | Barista décor



Venom is available in four floorplans all featuring power beds and loft beds. You'll be sure to relax in comfort and style no matter where you are!



## Venom Fifth Wheel Toy Haulers

	3911TK	4013TK	4113TK	4114TK
UVW (Unloaded Vehicle Weight)*	14,760	14,890	14,450	14,540
Dry Hitch Weight*	3,230	3,240	3,340	3,240
Dry Axle Weight*	11,530	11,650	11,110	11,300
CCC (Cargo Carrying Capacity)	4,240	4,110	4,550	4,460
GVWR	19,000	19,000	19,000	19,000
Interior Height	102"	102"	102"	102"
Exterior Height w/ A/C	13' 4"	13' 4"	13' 4"	13' 4"
Exterior Width	101"	101"	101"	101"
Exterior Length**	42' 8"	43' 6"	43' 7"	43' 5"
Refrigerator (cu. feet)	18	18	18	18
Water Heater Cap. (on-demand tankless)	***	***	***	***
Fresh Water Cap. (gal.)	100	100	100	100
Waste Water Cap. (gal.)	50	50	50	50
Gray Water Cap. (gal.)	90	50	90	90
1/2 Bath Cap. (gal.)	N/A	40	N/A	N/A
LP Gas Cap. (lbs.)	60	60	60	60
Furnace BTUs (1,000s)	40	40	40	40
Tire Size	16"	16"	16"	16"
Awning	17'	16'	14'	14'
Optional 2nd Awning	11'	11'	11'	15'

\*This weight reflects the rolling average unit weight for each model. Your trailer weight will vary according to optional equipment.

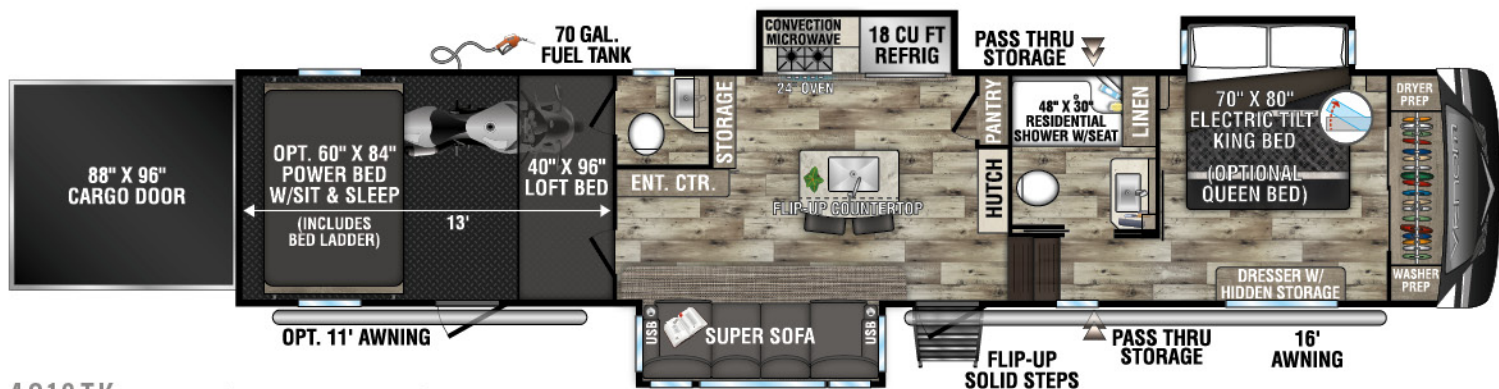
\*\*Exterior length is measured from rear of bumper to center of coupler.

\*\*\*Infinite supply.

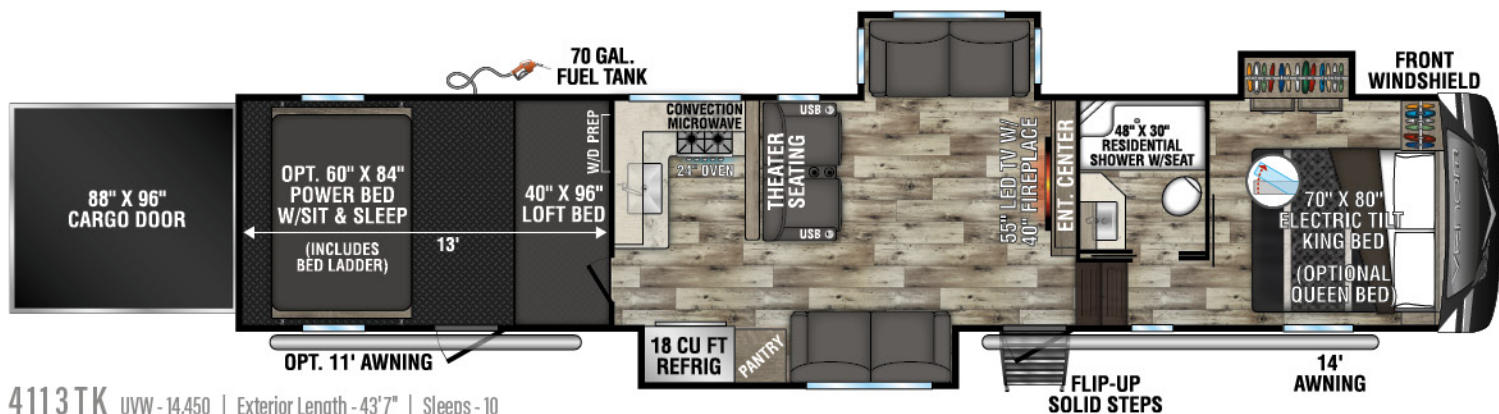
# 2022 VENOM TOY HAULERS



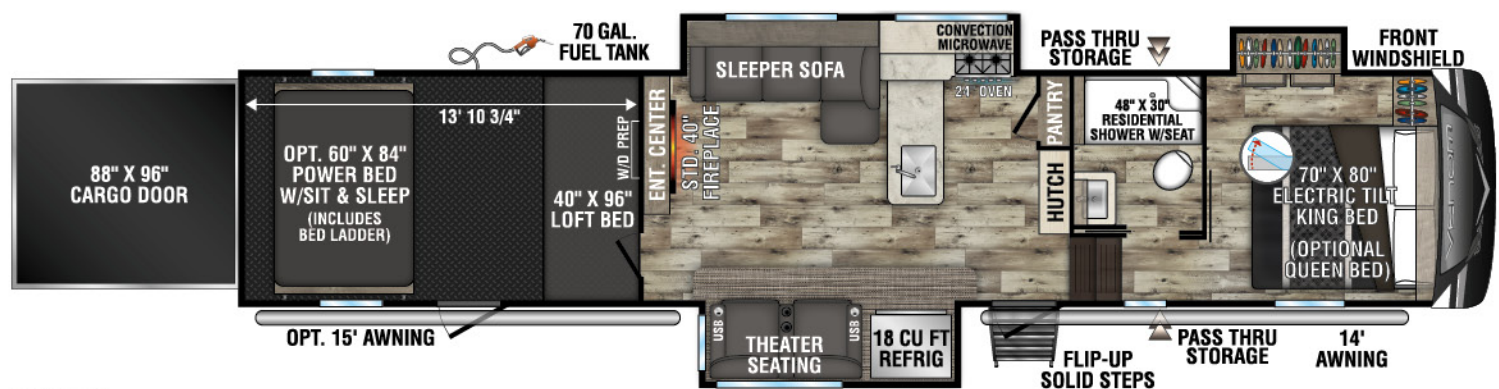
3911TK U VW - 14,760 | Exterior Length - 42' 8" | Sleeps - 9



4013TK U VW - 14,890 | Exterior Length - 43' 6" | Sleeps - 8

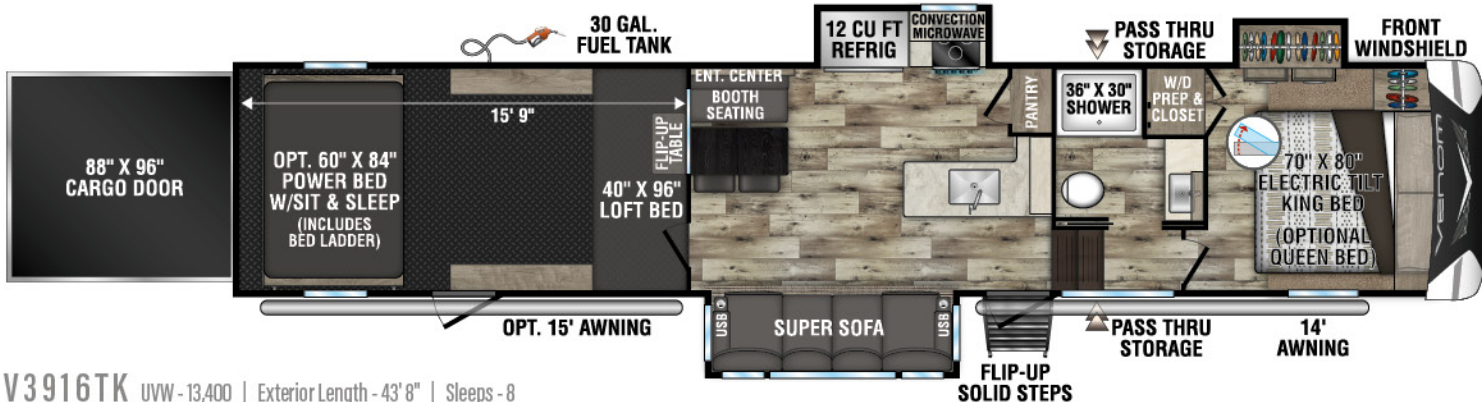
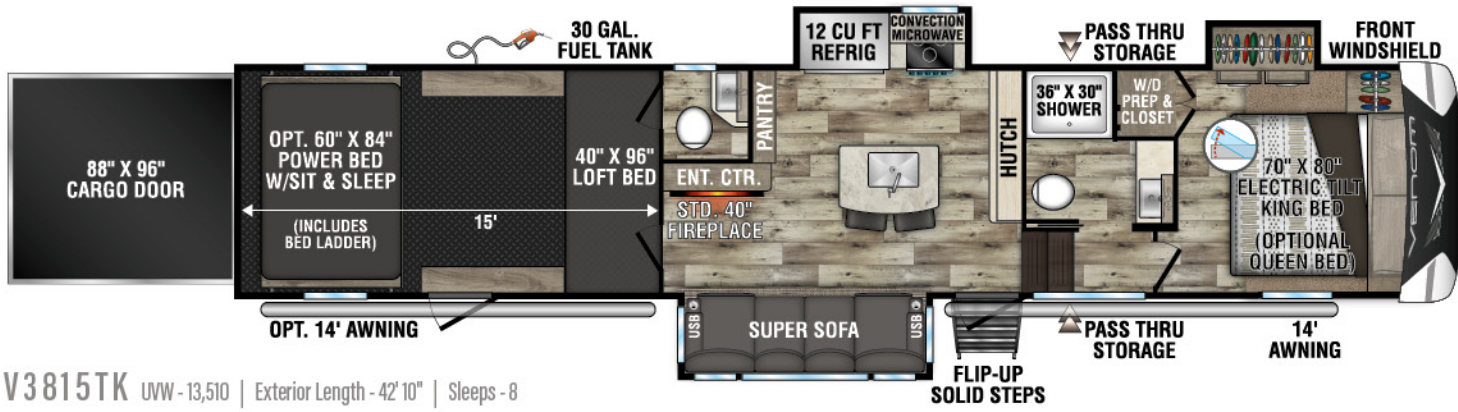
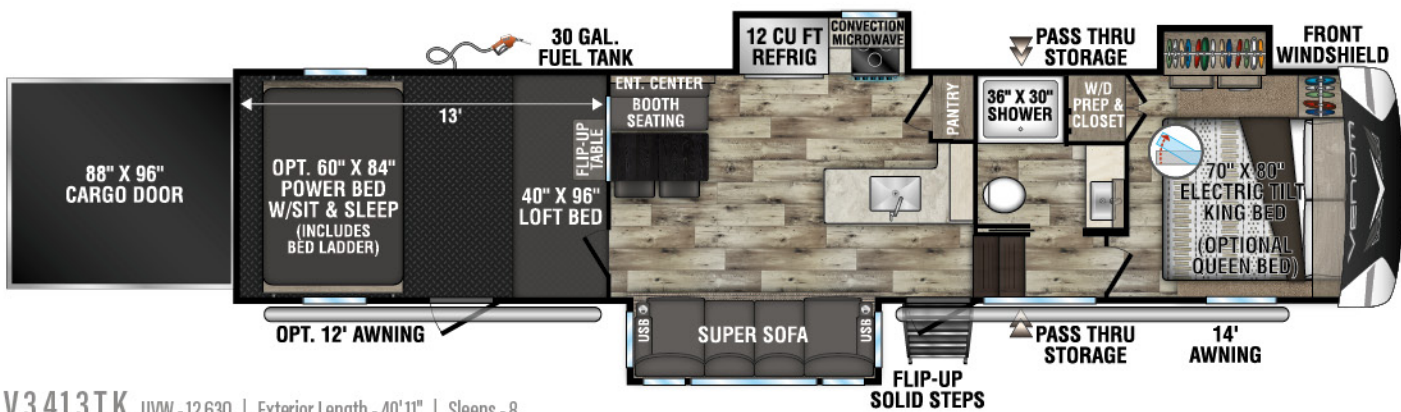
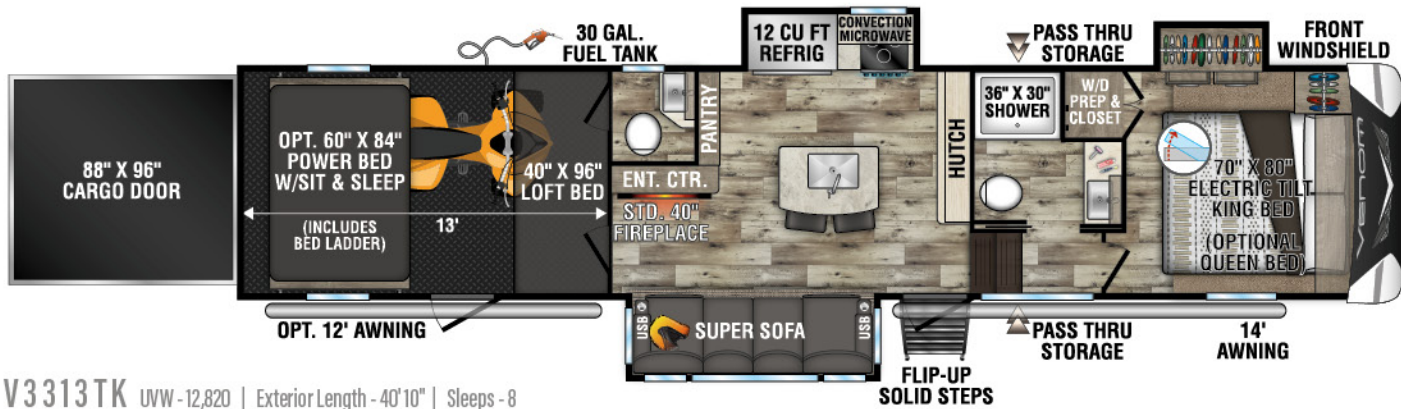


4113TK U VW - 14,450 | Exterior Length - 43' 7" | Sleeps - 10



4114TK U VW - 14,540 | Exterior Length - 43' 5" | Sleeps - 9

# 2022 VENOM V-SERIES TOY HAULERS



# VENOM & V-SERIES STANDARDS

KEY: BOLD = Venom ONLY | Regular = BOTH Venom & V-Series

## CONSTRUCTION FEATURES

- 101" Wide-Body Construction
- 6-Sided Aluminum Frame (including welded aluminum fore & aft floor joists, sidewall framing, & roof trusses)
- Extra Reinforced Heavy-Duty Front Fiberglass Cap
- Radius Aerodynamic Front Cap
- 2" x 3" Fully-Welded Aluminum Floor Framing
- 2" x 2" Fully-Welded Aluminum Sidewall Framing
- 5" Welded Aluminum Roof Trusses
- Lippert® Hydraulic Slide System w/Selector Valves
- 12" Powder-Coated Steel I-Beam w/Drop Frame (160 SQ FT pass-thru storage)**
- Lamilux 4,000® High Gloss Fiberglass Sidewalls
- All Weather Insulation Package to R-38\* (roof, floor, garage floor end caps, holding tanks)
- Double Insulated & Heated Holding Tanks (R-38\* above & below tanks)
- Additional Outside Frame-to-Wall Floor Insulation
- R-13\* 2" Sidewalls (w/EGS metal backing strips)
- One-Piece ABS Slideroom Bottoms
- 1-Piece, Seamless, Walk-on, Tufflex Roofing Material w/Lifetime Warranty
- 45-Degree Radius Aluminum Roof Edge
- Fully-Vented Attic System
- 3/8" Fully Walk-On Roof Decking
- 5/8" Tongue & Groove Screwed & Glued Plywood Floor Decking
- Pex® In-Floor Heated Waterlines & Kitchen Gray Pipes (all waterlines & drains located above all insulation)
- Fully-Enclosed & Heated Underbelly w/Direct-Heated Holding Tanks

## EXTERIOR FEATURES

- 7,000 LB Dexter® Axles w/Self Adjusting Brakes & Height Adjusting Hangers
- 8-Lug Heavy-Duty Aluminum Rims w/16" G-Range Radial Tires
- 100% Exterior LED Running & Taillights
- Propane Bottles (2 x 30 LBS) on Same Side for Easy Access
- Sealed Battery Storage Compartment (no battery boxes required)
- Triple Front Slam-Latch Baggage Doors
- Side Slam-Latch Baggage Doors w/Dual Locks
- Fully Painted Front Cap w/LED Accent Lights
- Frameless Windows**
- 3" x 14" In-Floor Straight Line Heating System
- Ramp Door w/LED Lighting
- LED Docking & Sewer Hookup Lights
- Sewer Hose Storage Tube
- Dual Swing-Away Assist Grab Handle
- Under-Frame Spare Tire w/Hoist
- Roof Ladder
- Heated Water Convenience Center (includes black tank flush, power fresh tank water fill, winterizing system, outside shower, & dry-camping water siphon)
- Fully-Finished Heated & Sealed Basement Storage Compartment (V-Series only available w/All-Weather Insulation Pkg.)
- Camp Table & Patio Chairs Storage Comp.**
- Heated & Enclosed Dump Valves
- Satellite Pre-Wire in Convenience Center & Roof
- LP Quick Connect

## KITCHEN/LIVING ROOM FEATURES

- Large Dining Table w/Removable Leaf & 2 Heavy-Duty Chairs (2 additional folding chairs 3911TK, 4114TK)
- Power Vent Kitchen Fan w/Wall Controls
- XL Residential Size Pullout Trash Can (where applicable)
- Removable Silverware Tray
- Under-Sink Storage Shelf
- OH Cabinets incl. Shelf & Extra-Tall Slide Lips
- Hidden Cabinet Door Hinges
- 5" Stainless Steel Cabinet Hardware
- Baltic Birch Drawer Boxes
- Heavy-Duty 100 LB Drawer Glides
- LED Kitchen Cabinet Toe-Kicks (where applicable)**
- Kitchen Window (most models)
- 22 OZ Residential Carpet w/3/8" Re-bond Padding
- XL Ceiling Crown Molding
- 100% LED Ceiling & Cabinet Lights w/Multiple On/Off Switches
- Extra-Large Light Switches
- Removable Pedestal Tables in Front of Seating (based on model)**

## BEDROOM FEATURES

- XL Deep Closet w/Shoe Storage Rack (3911TK, 4013TK)
- Dual Washer/Dryer Prep (stacked or combo)**
- XL Under-Bed Storage
- Luxurious Bedspread & Pillow Shams
- Flat Panel TV on Swing Arm**

## BATHROOM FEATURES

- Residential One-Piece Fiberglass Shower Stall w/Glass Doors & Built-in Seat
- Shower Skylight
- XL Solid Surface Bath Vanity w/Stainless Steel Sink
- Porcelain Foot-Flush Toilet
- XL Linen Cabinet
- XL Deep Closet w/Shoe Storage Rack (3911TK & 4013TK)**
- Extra-Wide Hallway & Pocket Door (most models)
- Power Vent w/Wall Switch
- Towel Bar & Towel Ring

## GARAGE FEATURES

- Roll-Down Screen Wall
- E-Track Tie-Down System
- Built-in Dovetail
- 24" Diamond Plate Wall Guards
- Garage Entry Door
- HD Flat Panel Garage TV on Swing Arm**
- (2) Garage Ceiling Speakers
- Zero Gravity Ramp Door w/Easy-Lift Assist

\*Calculated R-Value

NOTE: Options and Packages can be found on the website

**RVIA**

Dealer:



Portions of this brochure were used with the expressed authority of Dexter Axle, but Dexter Axle is not responsible for the accuracy of the information contained herein.



V-SERIES



VENOM



985 N 900 W SHIPSEWANA, IN 46565

E: KZ@KZ-RV.COM

WWW.KZ-RV.COM

Due to continual research and advances, manufacturer reserves the right to change specifications, design, price and equipment without notice, and assumes no responsibility for any error in this literature. Some items shown are not included as standard or optional equipment.

©2021KZ | 1/6/22 | 8M