

SPORTSMEN *SE*

Classic

Ultra Lightweight Travel Trailers

Standards

- K-Z Exclusive Tough Shield .030 Exterior Metal
- R-7 Insulation
- Front Diamond Plate
- Alum-a-Tough® Roofing w/12-Year Limited Warranty
- Tinted Windows
- Radial Tires
- Self-Adjust Electric Brakes
- Rear Bumper w/Sewer Hose Storage
- Digital TV Antenna
- Cable Hookup
- City Water Fill
- 12V Converter w/Charger
- LP Tank
- 2-Burner LP Hot Plate
- Electric Refrigerator
- Single-Bowl Sink
- 6-Gallon LP DSI Water Heater
- Rail-Style Cabinet Doors w/Modern Handles
- Overhead Cabinets

- LED Interior Lights
- Shower & Toilet
- Tank Monitor Panel

Options

- Gas/Electric Refrigerator IPO Electric Refrigerator

K-Z Advantage Package

(mandatory option)

Exterior

- 5/8" T&G Plywood Floor
- 8,000 BTU A/C
- Manual Awning
- Key Alike Program for Baggage & Entry Doors
- Aqualon Edge Tent Material
- Spare Tire & Carrier
- 2 - Scissor Style Stabilizer Jacks
- Three Toned Exterior Metal
- Solar Prep
- Backup Camera Prep

- Nitrogen Filled Tires

Interior

- 20,000 BTU Furnace
- Plywood Bed Base
- Foot Flush Toilet
- (2) 6.5" Interior Speakers
- Digital Media Stereo w/ Bluetooth & USB Port

K-Z Convenience Package

(mandatory option)

Exterior

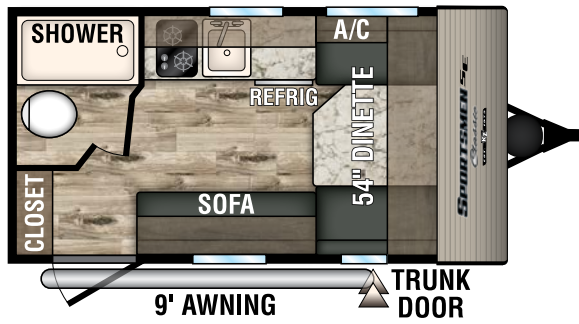
- Friction Hinge Entry Door
- Omnidirectional HDTV Antenna

Interior

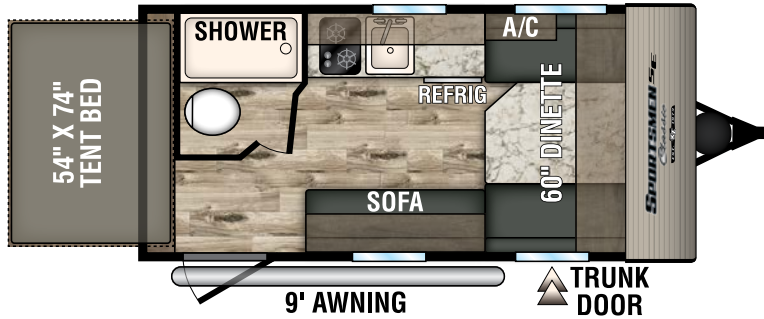
- Residential Grade Linoleum
- Rail Style Cabinet Doors
- Interior Control Switches on Overhead End Cabinet

Travel Trailers	130RBSE	150RBSE	180BHSE	180QBSE
UVW (Unloaded Vehicle Weight)*	2,126	2,300	2,623	2,713
Dry Hitch Weight*	323	320	346	336
Dry Axle Weight*	1,803	1,980	2,277	2,377
NCC (Net Carrying Capacity)	674	500	7,877	787
GVWR	2,800	2,800	3,500	3,500
Interior Height	78"	78"	78"	78"
Exterior Height w/o Roof A/C	107"	107"	107"	107"
Exterior Width	84"	84"	84"	90"
Exterior Length	15' 10"	17' 2"	20' 6"	21' 10"
Refrigerator (cu. feet)	3	3	4	4
Water Heater Cap. (gal. LP w/DSI)	6	6	6	6
Fresh Water Cap. (gal.)	20	20	20	20
Waste Water Cap. (gal.)	9	9	9	32
Gray Water Cap. (gal.)	15	15	15	32
LP Gas Cap. (lbs.)	20	20	20	20
Furnace BTUs (1,000s)	20	20	20	20
Tire Size	13"	13"	14"	14"
Awning	9'	9'	9'	9'

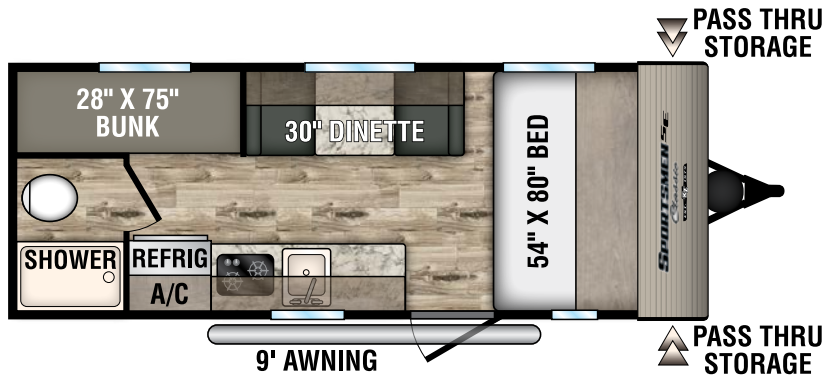
*This weight reflects the rolling average unit weight for each model. Your trailer weight will vary according to optional equipment.



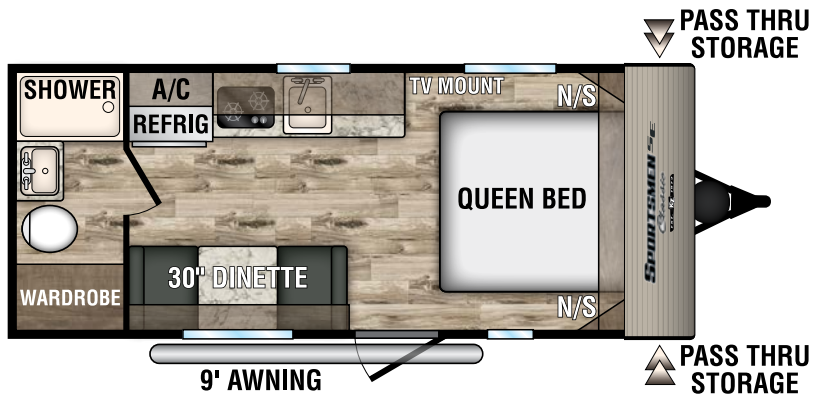
130RBSE



150RBTSE



180BHSE



180QBSE

