

# DURANGO

## GOLD

Fulltime Luxury Fifth Wheels

2018  
Décor  
Eclipse



### CONSTRUCTION FEATURES

- 101" Wide Body Construction
- 6-Sided 100% Aluminum Frame
- Extra-Reinforced Heavy-Duty Front Fiberglass Cap
- Radius Front Cap (for increased turning radius on short bed trucks)
- 2" x 3" Welded Aluminum Fore & Aft Floor Joists
- 2" x 2" Welded Aluminum Sidewall Framing
- 5" Welded Aluminum Roof Trusses
- LCI® Hydraulic Slide System w/Selector Valves
- Steel Powder Coated I-Beam w/Drop-Frame Pass-Thru Storage (offering 160-180 CU FT, F/P specific)
- Lamilux® High-Gloss Ivory-Colored Fiberglass
- All Weather Insulation PKG (roof, floor, ceiling, endcaps & tanks to R-38)
- R-11 2" Sidewalls (w/EGS metal backing strips to hold all int. cabinets)
- One-Piece ABS Slideroom Bottoms; Slideroom Floors Insulated to R-24
- Walk-On Superflex® TPO Roof Membrane
- 45 Degree Aluminum Roof Edge
- Fully-Vented Attic System
- 3/8" Roof Decking
- 5/8" Tongue & Groove, Screwed & Glued Plywood Floor Decking
- Full Drop-Frame Aluminum Skirt on Doorside
- Pex® In-Floor Heated Waterlines & Kitchen Gray Pipes (all waterlines & drainlines are located above all insulation)
- Fully Heated & Enclosed Underbelly
- Double Insulated & Heated Holding Tanks (R-38 above & below tanks)

### EXTERIOR FEATURES

- 7,000 LB Dexter® Axles w/Self Adjusting Brakes & Height Adjusting Hangers
- 8-Lug Heavy-Duty Aluminum Rims w/16" G-Range Radial Tires
- EZ Flex® Rubberized Suspension
- 4-Step Aluminum Entry Step w/LED Light
- Roto-Flex® Hitch Pin
- 100% Exterior LED Running Lights & Taillights

- Electric Awning w/Light Strip
- Propane Bottles on same Side of Coach for Easy Access (2 x 30 lb. each)
- Sealed Battery Storage Compartment on Side of Coach (no battery boxes required)
- Dual Front Baggage Doors
- Slam Latch Baggage Doors w/Gas Strut Lifts (where applicable) & Dual Locks
- 50 AMP Service w/Marine Power Cord
- Partially Painted Front Cap w/LED Accent Lights
- Frameless Windows
- Dual 15,000 BTU "Quiet Cool" Ducted A/C System
- 3" x 14" In-Floor Straight Line Heating System w/35,000 BTU Furnace
- 12 GAL Gas/Electric Hot Water Heater
- LED Docking Light & Sewer Hookup Light
- Swing-Away Assist Grab Handle
- Underneath Spare Tire w/Hoist
- Roof Ladder
- Deluxe Heated Water Convenience Center (incl. black tank flush, power fresh tank water fill, winterizing system, outside shower & dry camping water siphon system)
- Fully-Finished, Heated & Sealed Basement Storage Compartment
- Battery Disconnect
- LED Lighted Outside Speakers
- Pre-Wire for Exterior TV
- Satellite Pre-Wire (roof & ground)
- Solar Prep – Roof
- LP Quick Connect
- Rear Camera Prep
- Keyed Alike Baggage Doors
- Rear Towing Hitch (rated at 3,000 LBS)
- 7" MyRV Wall Control - (included w/ optional 6-point leveling)

### EXTERIOR OPTIONS

- 6-Point Hydraulic Auto Leveling System
- 2nd Lighted Power Awning (N/A 355, 380, 385)
- Slideout Awning PKG (N/A if 2nd awning is optioned)
- Flip-Down Bike Rack/Tailgate Storage System IPO Rear Towing Hitch
- Dual-Pane Frameless Windows

- Generator Prep & OPT Onan® 5500 LP Generator
- Trailair® Flex Air® Pin Box Upgrade
- Rear Observation Camera
- Full Body Paint PKG
- Off-the-Grid Solar PKG
- Flip Out Entry Steps (main entrance only) (STD on 384, 385)

### LIVING ROOM/KITCHEN FEATURES

- Solid Surface Countertops w/Sink Covers w/Large Handholds
- Large Residential Double Bowl Stainless Steel Sink
- High Arch Pullout Sprayer Faucet
- Residential Size Pullout Trashcan in Kitchen
- Pullout Spice Rack (most models)
- Dual Pullout Pots & Pans Drawers under Refrigerator & Stove (where available)
- Removable Silverware Tray
- Storage Shelf under Kitchen Sink
- All Kitchen OH Cabinets have Shelf & Extra-Tall Slide Lips
- Heavy-Duty 100 LB Drawer Glides on Every Drawer
- Baltic Birch Drawer Boxes
- LED-Lighted Kitchen Cabinet Toe Kicks (most models)
- Flush-Mounted Glass Folding Stove Cover
- Large Dining Table w/Removable Leaf & 2 Storage Seat Chairs & 2 Folding Chairs
- Kitchen Window (most models)
- Hidden Cabinet Door Hinges
- 5" Cabinet Hardware
- 3/8" Re-Bond Carpet Pad w/22 OZ Residential Carpet
- 30" Microwave above Range
- XL Toggle Light Switches
- Faux Vinyl Soft Touch Ceiling
- Power Vent Kitchen Fan
- Power Vent Fan in Second Bath (366FBT & 385FLF)
- All LED Ceiling & Cabinet Lights w/Multiple On/Off Switches
- 48" – 50" HD LED TV on Swing Arm w/ built-in storage behind TV (most models)
- 12V Entertainment System (Radio) w/ Bluetooth, Sound Bar & DVD

- Dual Residential Swivel Rocker Recliners
- Deluxe Sleeper Sofa
- Wide View Electric Fireplace
- Barn Door Panels on Island
- Night Roller Shades
- Ceiling Fan (where applicable)

### LIVING ROOM/KITCHEN OPTIONS

- Theater Seat IPO Dual Recliners (380, 381, 385)
- Theater Seat IPO Hide A Bed Sofa (382MBQ)
- Booth Dinette IPO Free-Standing Table & 4 Chairs (N/A 381, 380, 385)
- 18 CU FT 120V Residential Refrigerator w/Inverter or 18 CU FT 4-Door RV Refrigerator
- Power Vent Bath & Bedroom Fan w/ Remote Controls
- Central Vacuum System
- Single Bowl Sink in place of Double
- Dishwasher (requires single bowl sink) (N/A 380)
- Day/Night Roller Shades
- Convection Microwave

### BATHROOM/BEDROOM FEATURES

- Residential One-Piece Fiberglass Shower Stall w/Built-In Seat & Glass Doors
- Shower Skylight
- XL Solid Surface Bath Vanity w/Stainless Steel Sink
- Porcelain Foot-Flush Toilet
- All LED Lights in Bed & Bath w/Multiple Switches
- Heavy-Duty 100 LB Drawer Glides on all Drawers
- Extra-Wide Bed & Bath Hallway (most models)
- Pocket Door from Hall to Bath (most models)
- Bath Towel Bar & Towel Loop (where applicable)
- 12V Fan
- XL Bath Linen Closet
- XL Deep Bedroom Walk-In Closet
- Dual Washer & Dryer Prep
- XL Under-Bed Storage
- Luxurious Bedspread & Pillow Shams
- HD Flat Panel Bedroom TV

- 72" x 80" King-Size Upgraded Mattress (now available on 382 \*Attn: makes bedroom tight)
- Motion Lights – Closet & Bathroom

### BATHROOM/BEDROOM OPTIONS

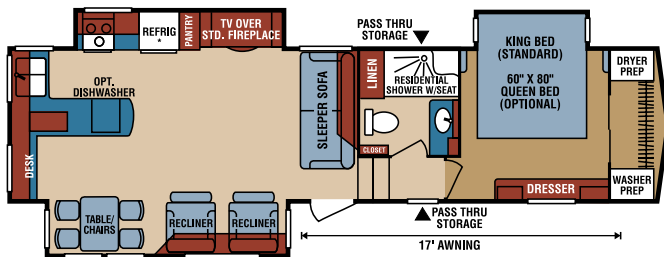
- 60" x 80" Queen-Size Upgraded Mattress (std. 382)
- Power Vent Fan

### K-Z EZ CAMPING GOLD PACKAGE (MANDATORY)

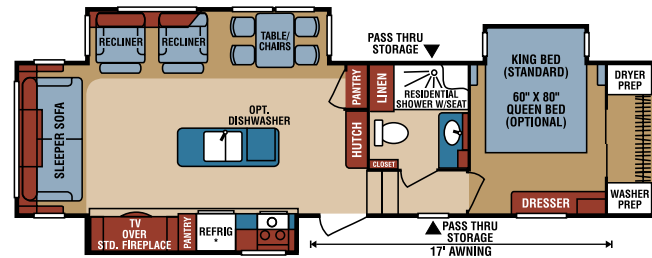
- LP Quick Connect
- 40" Fireplace
- Decorative Slideout Ceiling Fixture
- 7" My RV One Touch Control Panel
- Under-Mount Spare Tire
- Power Awning w/LED Lights
- Keyed A-Like Baggage Doors
- Roof-Mounted Solar Prep
- Rear Towing Hitch
- Rear Camera Prep
- Decorative Barn Doors & Finished End Panels on Kitchen Islands
- Motion Sensor Lights (closet, bath, basement)
- Roller Nightshades
- Lighted Exterior Speakers
- Upgraded Electronics Package (sound bar, subwoofer, DVD player)
- 12V/USB Charging Station
- Decorative Mullion Closet Doors
- G-Rated Tires
- Ducted 2nd 15K A/C w/Quiet Cool
- Free-Standing Dinette w/2 Chairs & 2 Folding Chairs

### BONUS FEATURES

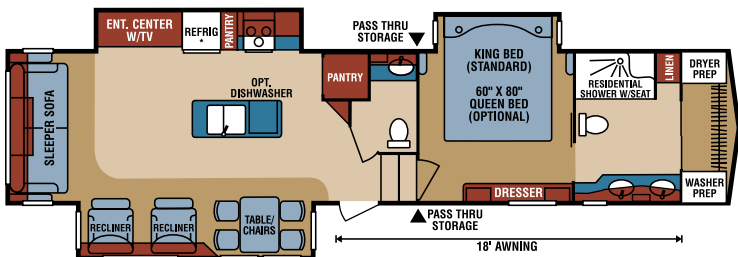
- 2-Year Limited Warranty (see flyer)
- Lightest high-profile, wide body, luxury fifth wheels in the industry (average weight is 12,000 LBS)
- K-Z has received the Dealer Satisfaction Index Award for 17 years
- K-Z's 46 years of stable, dedicated manufacturing experience, coupled with its predominant Amish workforce, heritage and commitment to superb quality, allow us to produce the best value luxury fifth wheel available.



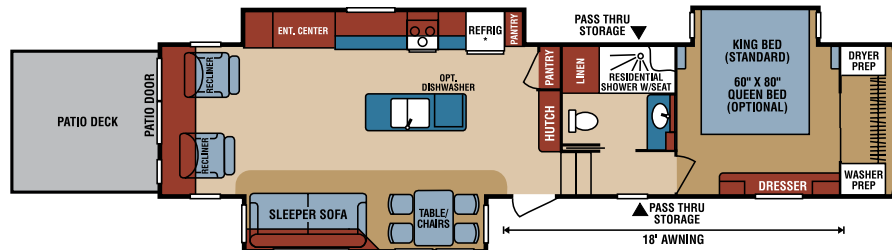
**G353RKT**  
 UVW 11,090  
 Dry Hitch Wt. 2,130  
 NCC 2,910  
 GVWR 14,000  
 Length 36' 1"



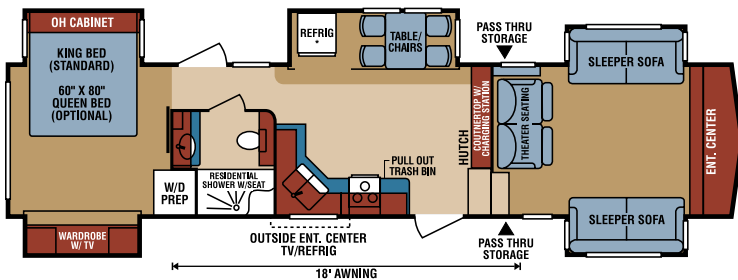
**G355RLT**  
 UVW 11,200  
 Dry Hitch Wt. 2,350  
 NCC 2,600  
 GVWR 13,800  
 Length 36' 1"



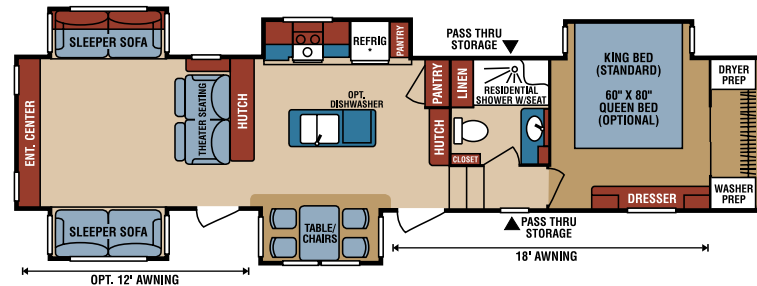
**G366FBT**  
 UVW 11,470  
 Dry Hitch Wt. 2,240  
 NCC 3,030  
 GVWR 14,500  
 Length 39' 6"



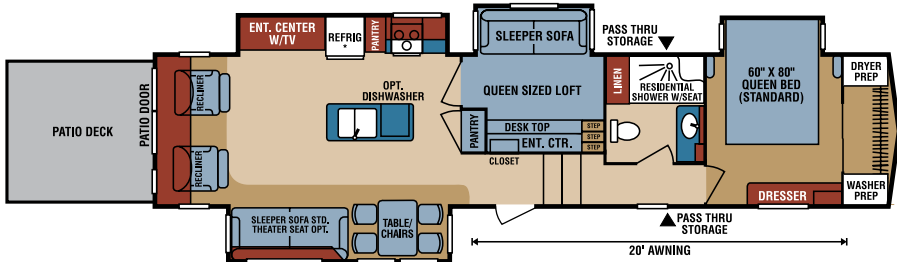
**G371RLT**  
 UVW 12,730  
 Dry Hitch Wt. 1,820  
 NCC 2,870  
 GVWR 15,600  
 Length 39' 9"



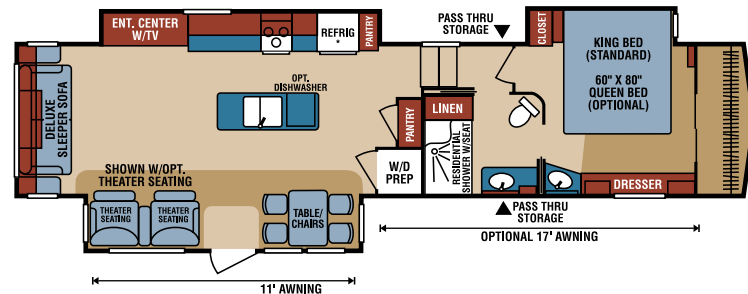
**G380FLF**  
 UVW 12,580  
 Dry Hitch Wt. 2,250  
 NCC 2,415  
 GVWR 14,995  
 Length 40' 6"



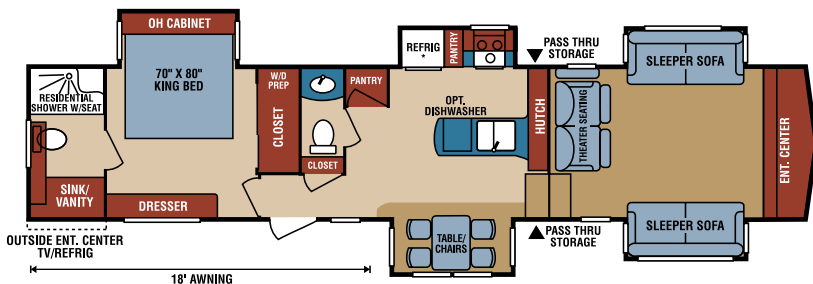
**G381REF**  
 UVW 12,700  
 Dry Hitch Wt. 2,200  
 NCC 2,295  
 GVWR 14,995  
 Length 41' 2"



**G382MBQ**  
 UVW 13,330  
 Dry Hitch Wt. 2,120  
 NCC 2,270  
 GVWR 15,600  
 Length 40' 4"



**G384RLT**  
 UVW 12,250  
 Dry Hitch Wt. 2,530  
 NCC 2,745  
 GVWR 14,995  
 Length 40' 4"



**G385FLF**  
 UVW 12,860  
 Dry Hitch Wt. 2,320  
 NCC 2,740  
 GVWR 15,600  
 Length 42' 4"

**NOTE:**  
 UVW (Unloaded Vehicle Weight) and Dry Hitch Weight reflect the rolling average unit weight for each model. Your trailer weight will vary according to optional equipment.

Due to continual research and advances, manufacturer reserves the right to change specifications, design, price and equipment without notice, and assumes no responsibility for any error in this literature. Some items shown are not included as standard or optional equipment. ©2017KZ | 9/5/17 | 15M



985 N 900 W • Shpshewana, IN 46565  
 E-mail [kz@kz-rv.com](mailto:kz@kz-rv.com) • [www.kz-rv.com](http://www.kz-rv.com)