

# 2500 DURANGO

## Full Profile Fifth Wheels




2017 Décor

Alabaster



Aurora



Driftwood



### CONSTRUCTION FEATURES

- 6-Sided 100% Aluminum Frame
- Steel Powder Coated I-Beam w/Drop-Frame Pass-Thru Storage
- R-11 2" Block Foam Bonded Sidewalls w/EGS Metal Backing Strips (to support all int. cabinets)
- Lamilux® Gelcoat High-Gloss-Colored Fiberglass Exterior
- One-Piece ABS Slideroom Bottoms; Slideroom Floors Insulated
- Additional Outside Frame-to-Wall Floor Insulation
- Walk-On Superflex® TPO Roof Membrane
- 5/8" Tongue & Groove, Screwed & Glued Plywood Floor Decking
- Fully-Vented Attic System
- Completely Heated Water System
- Pex® In-Floor Heated Waterlines & Kitchen Gray Pipes (all waterlines & drainlines are located above all insulation)
- Fully Heated & Enclosed Underbelly
- Radius Front Cap (for maximum turning radius on short bed trucks)
- Extra-Reinforced Heavy-Duty Front Fiberglass Cap
- All Weather Insulation PKG (upgrades roof, floor, ceiling, endcaps & tanks to R-38)

### EXTERIOR FEATURES

- Front Electric Jacks
- Dexter® Axles w/Self Adjusting Brakes & Height Adjusting Hangers
- 8-Lug Heavy-Duty Aluminum Rims w/16" E-Range Nitro Filled Radial Tires
- Equa-Flex® Rubberized Suspension

- 100% Exterior LED Running Lights & Taillights
- LED Front Docking Light & Sewer Hookup Light
- LED Entry Door Floodlight
- Carefree® Electric Awning w/Directional LED Light Kit (at end of awning, w/interior reminder switch)
- Propane Bottles on Same Side of Coach for Easy Access (30 lb.)
- Side-Mounted Sealed Battery Compartment
- Painted Front Cap
- Frameless Windows
- 50 AMP Service w/Marine Power Cord
- 15,000 BTU Ducted Roof AC w/Pre-Wire for Optional 13,500 BTU Bedroom AC
- 3" x 14" Foam-Core In-Floor Straight-Line Heating System w/35,000 BTU Furnace
- Deluxe Heated Water Convenience Center (incl. black tank flush, power fresh tank water fill, winterizing system, outside shower)
- Fully-Finished, Heated & Sealed Basement Storage Compartment
- Heated & Enclosed Dump Valves
- 12 GAL Gas/Electric/DSI Hot Water Heater
- Swing-Away Assist Grab Handle
- Roof Ladder
- No-Slide Rubberized Basement Flooring
- Dual Lock Basement Storage Slam Latches
- Satellite Pre-Wire (roof & ground)
- Outside Speakers & Pre-Wire for Exterior TV
- Full-Perimeter Rain Gutter System (incl. rear & additional gutters over sliderooms)
- Battery Disconnect

### EXTERIOR OPTIONS

- Generator Prep & OPT Onan® 5500 LP Generator
- Tailgate Storage System w/Bike Rack
- 4-Point Automatic Leveling System (must option multi-function touch panel)
- Dual-Pane Frameless Windows
- Roto-Flex® Rubberized Pin Box
- 2nd Patio Awning (340 only)

### LIVING ROOM/KITCHEN FEATURES

- Solid Surface Kitchen Countertops & Sink Covers w/Large Handholds
- Double Bowl Residential Stainless Steel Sinks
- Pullout High Arching Faucet
- Storage Shelf under Kitchen Sink
- Heavy-Duty 100 LB Drawer Glides on Every Drawer
- Baltic Birch Drawer Boxes
- 8 CU FT Refrigerator
- 22" High-Output Oven w/Broiler
- 22" Microwave
- Kitchen Window (most models)
- All-Wood Lumber Core Screwed Cabinets w/Hardwood Doors
- 5" Stainless Steel Cabinet Hardware
- Window Shades Throughout
- 3/8" Re-Bond Carpet Pad w/22 OZ Residential Carpet Throughout
- XL Toggle Light Switches
- Faux Vinyl Ceiling
- Large Ceiling Crown Molding
- All LED Ceiling & Cabinet Lights w/Multiple On/Off Switches
- Deluxe Residential-Style Furniture

- HD Flat Panel TV w/Swing Arm Bracket & Storage behind TV (most models)
- 12V Entertainment System (Radio) w/Bluetooth
- 2 Zones of Speakers
- Adjustable Pantry Shelves (where applicable)
- All Kitchen OH Cabinets incl. Shelf & Extra-Tall Slide Lips
- Wood-Top Booth Dinette Tables
- 4" High Density Foam Cushions on all Booth Dinettes
- Dual Pots & Pans Drawers in all Booth Dinette Seats
- Ceiling Fan
- Dual Residential Swivel Rocker Recliners
- Deluxe Hide-a-Bed Living Room Sofa

### LIVING ROOM/KITCHEN OPTIONS

- 12 CU FT Side-by-Side RV Refrigerator (315, 325, 340, 347 only) or 18 CU FT 120V Residential Refrigerator & 1000W Inverter (315, 325, 340 only)
- Power Vent Fan w/Wall Controls (kitchen, living room, bath, bedroom)
- Free Standing Table w/Leaf & 4 Chairs
- Fireplace w/Remote
- Central Vacuum System
- Single Bowl Sink in place of Double Bowl

### BATHROOM/BEDROOM FEATURES

- Residential One-Piece Fiberglass Shower Stall w/Built-In Seat & Glass Doors
- Shower Skylight
- Porcelain Foot-Flush Toilet
- All LED Lights in Bed & Bath w/Multiple Large Switches

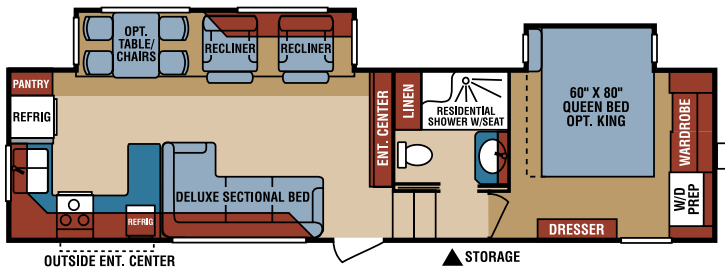
- Vent Fan in all Baths
- Heavy-Duty 100 LB Drawer Glides on all Drawers
- Large Linen Closet in Every Bathroom
- One-Level, Full-Height Bedrooms
- Padded Headboard w/Power on Both Sides of Bed
- XL Under-Bed Storage
- Luxurious Bedspread & Pillow Shams
- Dual Drawers, Large Hanging Space & Washer & Dryer Prep in Front Closet
- Bedroom TV Pre-Wire
- 60" x 80" Queen Bed

### BATHROOM/BEDROOM OPTIONS

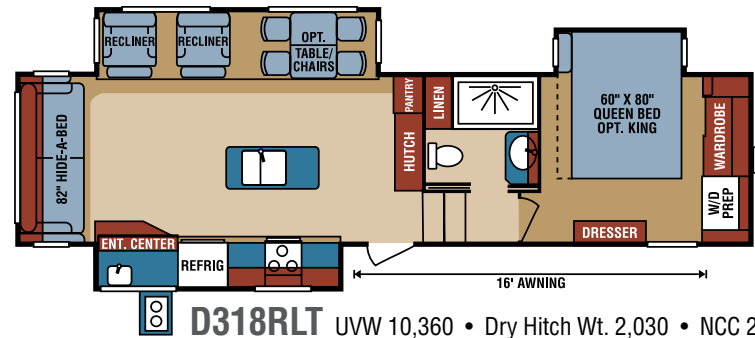
- 72" x 80" King-Size Bed (limited space on 318)
- Upgraded Mattress
- HD Flat Panel Bedroom TV w/Swing Arm Bracket
- 13,500 BTU Ducted Bedroom AC

### BONUS FEATURES

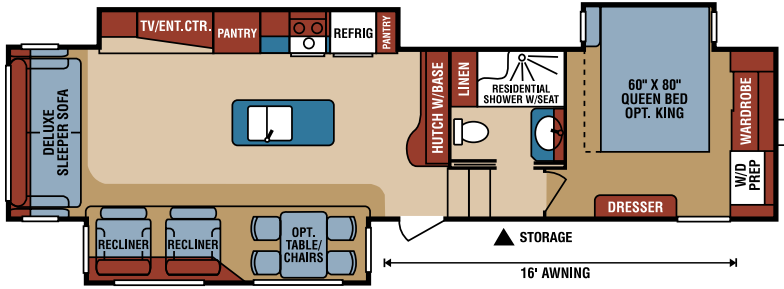
- 2-Year Limited Warranty (see flyer)
- K-Z has received the Dealer Satisfaction Index Award for 16 years
- K-Z's 44 years of stable, dedicated manufacturing experience, coupled with its predominant Amish workforce, heritage and commitment to superb quality, allow us to produce the lowest-priced luxury fifth wheel available.



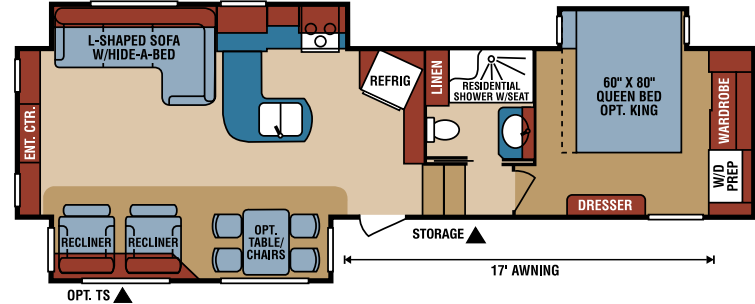
**D315RKD** UVW 9,820 • Dry Hitch Wt. 1,880 • NCC 2,680 • GVWR 12,500 • Length 34' 6"  
*\*limited space when king bed is selected*



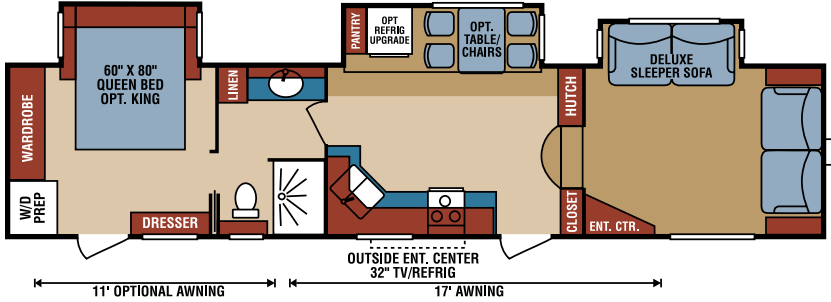
**D318RLT** UVW 10,360 • Dry Hitch Wt. 2,030 • NCC 2,640  
 GVWR 13,000 • Length 34' 11" *\*limited space when king bed is selected*



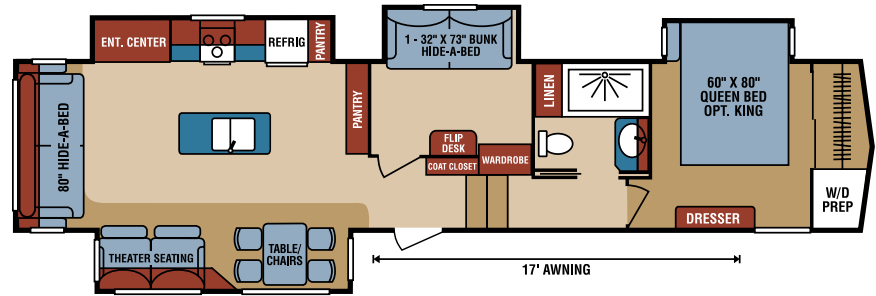
**D325RLT** UVW 10,290 • Dry Hitch Wt. 2,100 • NCC 2,710 • GVWR 13,000 • Length 36' 8"  
*\*limited space when king bed is selected*



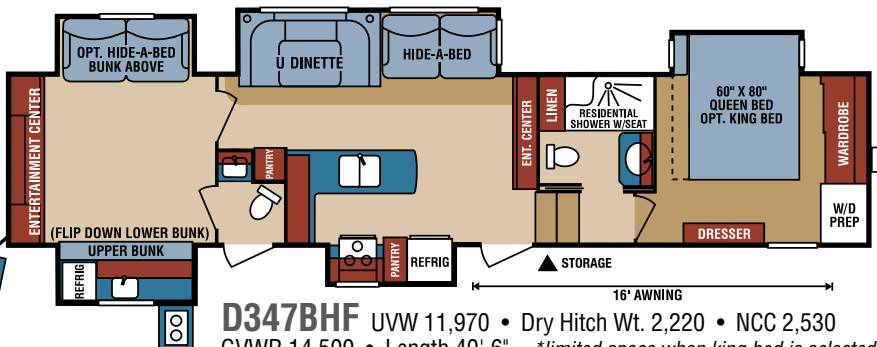
**D336RET** UVW 10,070 • Dry Hitch Wt. 1,830 • NCC 2,430 • GVWR 12,500 • Length 35' 4"  
*\*limited space when king bed is selected*



**D340FLT** UVW 10,570 • Dry Hitch Wt. 1,780 • NCC 2,430 • GVWR 13,000 • Length 38' 11"  
*\*limited space when king bed is selected*



**D343MBQ** UVW 11,790 • Dry Hitch Wt. 2,300 • NCC 2,710 • GVWR 14,500 • Length 40' 7"  
*\*limited space when king bed is selected*



**D347BHF** UVW 11,970 • Dry Hitch Wt. 2,220 • NCC 2,530  
 GVWR 14,500 • Length 40' 6" *\*limited space when king bed is selected*



985 N 900 W • Shippshewana, IN 46565  
 E-mail [kz@kz-rv.com](mailto:kz@kz-rv.com) • [www.kz-rv.com](http://www.kz-rv.com)

**NOTE:** UVW (Unloaded Vehicle Weight) and Dry Hitch Weight reflect the rolling average unit weight for each model. Your trailer weight will vary according to optional equipment.

Due to continual research and advances, manufacturer reserves the right to change specifications, design, price and equipment without notice, and assumes no responsibility for any error in this literature. Some items shown are not included as standard or optional equipment.